

210+ Most Interesting Tombstone Project Ideas For Students



210+ Most Interesting Tombstone Project Ideas For Students

[Leave a Comment](#) / [General](#) / [By Tom Latham](#)

Find easy and fun tombstone project ideas for students! Explore creative ways to learn about tombstones and their history. Great for school projects or personal learning!

As Halloween approaches, many students and schools begin to brainstorm creative ways to celebrate the spooky season. One popular project idea is creating tombstones. These projects not only encourage creativity but also allow students to explore themes of history, art, and storytelling.

In this guide, we'll delve into various tombstone project ideas for different age groups, explore designs, and answer common questions related to tombstones.

Table of Contents



1. Tombstone Project Ideas
2. Tombstone Project Ideas for School
3. Tombstone Project Ideas for Kids
4. Tombstone Project Ideas for Preschoolers
5. Halloween Tombstones
6. Tombstone Designs
7. How to Make a Fake Tombstone?
8. What Message Can Be Written on a Tombstone?
9. What is the Purpose of a Tombstone?
10. What Are the Features of a Tombstone?
11. What is the Best Type of Tombstone?
12. What is the Most Important Part of a Tombstone?
13. Conclusion

Tombstone Project Ideas

Here are some of the best tombstone project ideas:

Art and Design Projects

1. **Tombstone Sketches:** Draw different tombstone styles.
2. **Epitaph Designs:** Create unique phrases for tombstones.
3. **3D Models:** Make a 3D model of a tombstone.
4. **Painted Tombstones:** Paint a design on a small tombstone replica.
5. **Photography:** Take photos of interesting tombstones.
6. **Material Study:** Compare materials used for tombstones.
7. **Cemetery Art:** Create art inspired by tombstones.
8. **Interactive Displays:** Set up displays showing different tombstone designs.
9. **Mixed Media:** Use various materials to design a tombstone.
10. **Public Art:** Propose an art installation related to tombstones.

History and Culture Projects

1. **Cemetery History:** Research a local cemetery's history.
2. **Famous Tombstones:** Present on famous tombstones.
3. **Cultural Practices:** Explore different tombstone traditions.
4. **Epitaph Meanings:** Study what epitaphs mean in various cultures.
5. **Historic Figures:** Research a historical figure and their tombstone.
6. **Documentary:** Create a short video about a cemetery.
7. **Historical Trends:** Explore changes in tombstone designs over time.
8. **Local Legends:** Investigate legends related to local tombstones.
9. **Preservation History:** Learn about tombstone preservation efforts.
10. **Tombstone Symbolism:** Study symbols found on tombstones.

Science and Nature Projects

1. **Weathering Study:** Observe how weather affects tombstones.
2. **Material Analysis:** Test different materials for durability.
3. **Plants in Cemeteries:** Study plants that grow around tombstones.
4. **Soil Samples:** Analyze soil types in cemeteries.
5. **Microorganisms:** Investigate organisms that grow on tombstones.
6. **Climate Impact:** Research how climate change affects cemeteries.
7. **Decay Process:** Explore the decay of tombstone materials over time.
8. **Art Conservation:** Study how to preserve stone art.
9. **Sustainable Practices:** Research eco-friendly materials for tombstones.
10. **Data Collection:** Collect data on different tombstone types.

Technology Projects

1. **Website Creation:** Make a website about local tombstones.
2. **Digital Archive:** Create a digital collection of tombstone photos.
3. **3D Printing:** Use 3D printing for a tombstone model.
4. **App Development:** Design an app to learn about tombstones.
5. **Social Media Campaign:** Promote awareness of tombstone history online.
6. **VR Experience:** Create a virtual reality tour of a cemetery.
7. **Drone Photography:** Use drones to capture aerial views of cemeteries.
8. **QR Codes:** Place QR codes on tombstones for information access.
9. **Interactive Map:** Create a map of local tombstones.
10. **Video Presentation:** Make a video about tombstone technology.

Community Engagement Projects

1. **Clean-Up Day:** Organize a cemetery clean-up event.
2. **Community Workshops:** Host workshops on tombstone design.
3. **Story Sharing:** Collect stories from community members about tombstones.
4. **History Tours:** Lead guided tours of local cemeteries.
5. **Public Art Project:** Collaborate on a community tombstone art piece.
6. **Cemetery Restoration:** Work on restoring a local tombstone.
7. **Memorial Events:** Hold events to honor local figures.
8. **Fundraising Campaigns:** Raise funds for cemetery preservation.
9. **Educational Talks:** Organize talks on tombstone history.
10. **Volunteer Programs:** Start a program for ongoing cemetery maintenance.

Creative Writing Projects

1. **Epitaph Writing:** Write your own creative epitaph.
2. **Short Stories:** Create stories based on tombstone inscriptions.
3. **Poetry:** Write poems inspired by tombstones.
4. **Character Profiles:** Develop characters based on epitaphs.
5. **Creative Journals:** Keep a journal reflecting on tombstone themes.
6. **Personal Reflections:** Write about what tombstones mean to you.
7. **Scripts:** Write a short play featuring conversations between tombstones.
8. **Essays:** Write essays about death and remembrance.
9. **Book Reports:** Report on books featuring tombstones.
10. **Letters to the Past:** Write letters to ancestors inspired by tombstones.

Family History Projects

1. **Family Tree:** Create a family tree and include tombstones.
2. **Ancestral Research:** Find and document your ancestor's tombstones.
3. **Family Interviews:** Talk to relatives about family tombstones.
4. **Heritage Presentations:** Share presentations on family history and tombstones.
5. **Cemetery Visits:** Organize family trips to visit ancestral tombstones.
6. **Legacy Projects:** Explore what your family's legacy means through tombstones.
7. **Memory Books:** Create a book of family memories related to tombstones.
8. **Genealogy Workshops:** Host workshops on researching family history.
9. **Photo Documentation:** Document family tombstones with photos.
10. **Historical Storytelling:** Share family stories inspired by tombstone research.

Cultural Preservation Projects

1. **Cemetery Preservation:** Research ways to preserve local cemeteries.
2. **Tombstone Art Exhibits:** Create exhibits showcasing tombstone designs.
3. **Documentation Projects:** Document local tombstones for history.
4. **Awareness Campaigns:** Promote awareness about the importance of tombstone preservation.
5. **Oral Histories:** Collect stories related to cultural tombstones.
6. **Community Projects:** Involve the community in preserving tombstone heritage.
7. **Research Papers:** Write papers on cultural significance of tombstones.
8. **Cemetery Maps:** Create maps highlighting cultural tombstones.
9. **Workshops:** Host workshops on cultural preservation.
10. **Local Collaborations:** Partner with local groups to preserve tombstone history.

See also [75+ Most Creative Scrapbook Ideas For School Projects](#)

Environmental Projects

1. **Sustainable Materials:** Research eco-friendly options for tombstones.
2. **Green Cemeteries:** Explore the concept of green burial sites.
3. **Natural Habitat Studies:** Study wildlife in cemeteries.
4. **Plant Selection:** Research plants suitable for cemetery landscaping.
5. **Pollution Impact:** Investigate pollution effects on tombstones.
6. **Recycling Initiatives:** Propose recycling ideas for old tombstones.
7. **Nature Walks:** Organize nature walks in cemeteries.
8. **Erosion Research:** Study how erosion affects cemetery grounds.
9. **Water Conservation:** Explore methods for conserving water in cemeteries.
10. **Environmental Education:** Create educational materials on environmental issues in cemeteries.

Business and Economics Projects

1. **Cemetery Management:** Research how cemeteries are managed as businesses.
2. **Tombstone Pricing:** Analyze costs of different tombstone types.
3. **Marketing Strategies:** Create a marketing plan for a tombstone company.
4. **Business Plans:** Develop a business plan for a cemetery or tombstone company.
5. **Community Impact:** Study how cemeteries affect local economies.
6. **Product Design:** Design a new type of tombstone to market.

7. **Sales Research:** Investigate what people look for in tombstones.
8. **Cost-Benefit Analysis:** Analyze costs and benefits of cemetery services.
9. **Investment Opportunities:** Research investment in cemetery businesses.
10. **Trends in Sales:** Study trends in tombstone sales.

Educational Projects

1. **Tombstone History Lessons:** Develop lessons about the history of tombstones.
2. **School Presentations:** Present on tombstone design in classrooms.
3. **Interactive Learning:** Create interactive displays for schools about tombstones.
4. **Curriculum Development:** Develop a curriculum focused on tombstone studies.
5. **Field Trips:** Organize school trips to local cemeteries.
6. **Guest Speakers:** Invite experts to talk about tombstone preservation.
7. **Workshops:** Host workshops for students on tombstone art.
8. **Book Reports:** Encourage students to write reports about tombstones.
9. **Research Projects:** Assign research projects on famous tombstones.
10. **Educational Games:** Create games focused on tombstone facts.

Community History Projects

1. **Local Cemetery Tours:** Organize tours focusing on local tombstones.
2. **Historic Figure Research:** Research local figures buried in cemeteries.
3. **Oral Histories:** Collect stories from community members about local tombstones.
4. **Historical Timeline:** Create a timeline of significant local tombstone events.
5. **Cemetery Mapping:** Map out notable tombstones in the community.
6. **Local Artifacts:** Present on artifacts found in local cemeteries.
7. **Partnerships:** Collaborate with local historians for research projects.
8. **Preservation Efforts:** Study local efforts to preserve tombstones.
9. **History Exhibits:** Create exhibits showcasing local tombstone history.
10. **Cemetery Newsletters:** Develop newsletters about local cemetery events.

Legal and Ethical Projects

1. **Cemetery Laws:** Research laws related to cemeteries and tombstones.
2. **Ethics of Burial:** Discuss ethical considerations in tombstone design.
3. **Rights of the Deceased:** Explore rights concerning tombstone inscriptions.
4. **Cemetery Regulations:** Investigate regulations governing cemeteries.
5. **Access Rights:** Study issues related to cemetery access for families.

6. **Preservation Laws:** Research laws protecting historic cemeteries.
7. **Grave Maintenance:** Discuss responsibilities for maintaining graves.
8. **Cultural Sensitivity:** Address cultural sensitivity in tombstone practices.
9. **Legal Case Studies:** Analyze legal cases related to tombstones.
10. **Ethical Marketing:** Discuss ethical marketing in the tombstone industry.

Visual Arts Projects

1. **Photography Project:** Take artistic photos of tombstones.
2. **Sketching Sessions:** Hold drawing sessions at local cemeteries.
3. **Tombstone Collage:** Create a collage using images of tombstones.
4. **Digital Art:** Use digital tools to design unique tombstones.
5. **Graphic Design:** Create graphics inspired by tombstone designs.
6. **Art Exhibitions:** Hold an exhibition of tombstone-related artwork.
7. **Mosaic Art:** Create a mosaic representing tombstone themes.
8. **Ceramics:** Design ceramic pieces inspired by tombstones.
9. **Painting:** Paint landscapes featuring cemeteries and tombstones.
10. **Artistic Epitaphs:** Create visually appealing epitaph designs.

Literature and Storytelling Projects

1. **Short Story Writing:** Write stories inspired by tombstone inscriptions.
2. **Epitaph Poems:** Compose poems based on tombstone messages.
3. **Narrative Essays:** Write essays that reflect on death and memory.
4. **Writing Workshops:** Organize workshops for writing about tombstones.
5. **Character Development:** Create characters inspired by epitaphs.
6. **Book Reviews:** Review books that feature tombstones or cemeteries.
7. **Thematic Anthologies:** Compile an anthology of tombstone-themed writing.
8. **Interactive Storytelling:** Develop an interactive storytelling project.
9. **Personal Reflections:** Write personal reflections on tombstone themes.
10. **Historical Fiction:** Write historical fiction involving tombstones.

Personal Reflection Projects

1. **Journaling:** Keep a journal about thoughts on tombstones.
2. **Memory Boxes:** Create a memory box related to a loved one's tombstone.
3. **Personal Epitaphs:** Write an epitaph reflecting personal values.
4. **Family Memories:** Document memories related to family tombstones.

5. **Reflection Essays:** Write essays about the meaning of tombstones.
6. **Visual Journals:** Create visual journals inspired by tombstones.
7. **Creative Expression:** Express feelings about loss through art.
8. **Grief Processing:** Use tombstones as a way to process grief.
9. **Legacy Projects:** Reflect on what legacy means to you.
10. **Symbol Meaning:** Explore symbols on tombstones and their meanings.

Technology and Innovation Projects

1. **Digital Mapping:** Create a digital map of local cemeteries.
2. **Online Galleries:** Build an online gallery of tombstone art.
3. **Augmented Reality:** Develop AR experiences featuring tombstones.
4. **Interactive Timelines:** Create timelines of tombstone history.
5. **Mobile Apps:** Develop apps for exploring cemeteries.
6. **Photography Drones:** Use drones to capture cemetery images.
7. **Data Collection Tools:** Create tools for collecting tombstone data.
8. **Social Media Projects:** Run campaigns sharing tombstone stories.
9. **Virtual Tours:** Develop virtual tours of significant cemeteries.
10. **Online Communities:** Start online groups focused on tombstone topics.

See also [99+ Interesting Sink or Float Science Fair Project](#)

Community Development Projects

1. **Restoration Initiatives:** Plan restoration projects for local tombstones.
2. **Awareness Campaigns:** Promote awareness of local cemetery history.
3. **Volunteer Groups:** Start volunteer groups for cemetery maintenance.
4. **Public Meetings:** Host meetings to discuss cemetery preservation.
5. **Partnerships:** Collaborate with local organizations for cemetery care.
6. **Educational Programs:** Create programs teaching about tombstones.
7. **History Fairs:** Organize fairs to showcase local tombstone history.
8. **Community Celebrations:** Host events honoring local figures.
9. **Grants and Funding:** Research grants for cemetery projects.
10. **Local Newsletters:** Start newsletters sharing cemetery information.

Cultural Exchange Projects

1. **Cemetery Visits:** Organize visits to cemeteries in different cultures.

2. **International Research:** Study tombstone practices worldwide.
3. **Art Exchanges:** Create art exchanges inspired by tombstones.
4. **Story Sharing:** Share stories about tombstones from different cultures.
5. **Cultural Festivals:** Participate in festivals focusing on tombstone themes.
6. **Global Discussions:** Host discussions about global burial practices.
7. **Art Collaborations:** Collaborate with international artists on tombstone art.
8. **Workshops:** Host workshops exploring diverse tombstone traditions.
9. **Social Media Connections:** Connect with people globally about tombstones.
10. **Cultural Exhibits:** Create exhibits showcasing international tombstone art.

Health and Wellness Projects

1. **Grief Workshops:** Host workshops on dealing with grief.
2. **Wellness Journals:** Keep journals reflecting on personal loss.
3. **Support Groups:** Organize support groups focused on loss and remembrance.
4. **Mindfulness Activities:** Use cemetery visits for mindfulness practices.
5. **Healing Art Projects:** Create art as a form of healing.
6. **Nature Therapy:** Explore nature therapy in cemetery settings.
7. **Reflections on Death:** Write about understanding death in a healthy way.
8. **Community Healing Events:** Hold events to promote healing through community.
9. **Personal Development:** Reflect on personal growth related to loss.
10. **Physical Remembrance:** Develop activities that promote physical remembrance.

Tombstone Project Ideas for School

Here are some Tombstone project ideas for school:

Historical Figures Tombstone

Students can research notable historical figures, such as Abraham Lincoln or Marie Curie, and create a tombstone that includes their name, dates of birth and death, a brief biography, and a significant quote. This project helps students learn about history while developing their research and artistic skills.

Literary Character Tombstone

Encourage students to pick a character from a novel, such as Harry Potter or Jay Gatsby, and design a tombstone that reflects their traits, achievements, and significant moments from the story. This project fosters creativity and a deeper understanding of literature.

Custom Family Tombstone

Have students create a fictional family tombstone that includes names, dates, and unique symbols representing each family member's personality or interests. This can lead to discussions about family history and values, allowing for personal reflection.

Personalized Tombstone Design

Students can design their own tombstones with humorous epitaphs that reflect their personality or interests. For example, a student might write, "Here Lies a Gamer, Who Never Had to Pause." This encourages self-expression while being fun and lighthearted.

Artistic Tombstone Replicas

Using clay or papier-mâché, students can create replicas of famous tombstones from around the world, such as Shakespeare's or Edgar Allan Poe's. This project combines art and history, providing an engaging way to learn about cultural significance.

Tombstone Project Ideas for Kids

Here are some Tombstone project ideas for kids:

Halloween-Themed Tombstones

Create spooky tombstones for Halloween, featuring fun and silly names such as "RIP Fred the Pumpkin." Kids can decorate these tombstones with paint, stickers, and other craft supplies, encouraging creativity and imagination.

Nature-Inspired Tombstones

Utilize natural materials like leaves, twigs, and stones to create eco-friendly tombstones. This project can promote discussions about environmental awareness and the importance of nature, allowing kids to connect with the outdoors.

Storytelling Tombstones

Children can write short stories about the fictional characters buried in their tombstones, including details about their lives and adventures. This project enhances writing skills and fosters creativity while allowing kids to express their storytelling abilities.

Glow-in-the-Dark Tombstones

Using glow-in-the-dark paint or stickers, kids can create tombstones that glow at night, adding a spooky effect. This project is fun and visually exciting, making it a hit during Halloween.

Tombstone Painting

Provide pre-made cardboard tombstones for kids to paint and decorate as they wish. This hands-on activity allows for individual expression and creativity while being a simple and engaging project.

Tombstone Project Ideas for Preschoolers

Here are some Tombstone project ideas for preschoolers:

Foam Tombstones

Using foam sheets, preschoolers can create soft, safe tombstones to decorate with stickers and markers. This activity is not only safe but also promotes fine motor skills and artistic expression.

Tombstone Scavenger Hunt

Organize a scavenger hunt where children search for decorated tombstones around the classroom or playground. This interactive activity encourages teamwork and problem-solving while keeping kids engaged and active.

See also [Top 201+ Best Mini Project Ideas for CSE Students](#)

Tombstone Collage

Children can cut out letters and images from magazines to create a collage-style tombstone. This project allows for creativity while developing scissor skills and artistic sensibility.

Shape Tombstones

Teach preschoolers about shapes by having them create tombstones in various geometric shapes. This project can incorporate color recognition and basic math concepts, making learning fun.

Storytime Tombstones

Combine storytelling with art by having kids create tombstones based on characters from their favorite stories. After crafting, they can share their stories with the class, enhancing their verbal communication skills.

Halloween Tombstones

Halloween tombstones are a staple decoration that can set the mood for spooky festivities. Here are some creative ideas to make them even more exciting:

Funny Epitaphs

Use humorous names and phrases such as “Here Lies Fred, He Wanted to Be a Pumpkin.” These light-hearted epitaphs can create a playful atmosphere and entertain guests.

Zombie Tombstones

Design tombstones that look like they’ve been disturbed, complete with claw marks and half-buried skeletons. This adds an eerie touch to decorations, perfect for Halloween.

DIY Tombstone Kits

Offer kits with pre-cut pieces for kids to assemble and decorate their own Halloween tombstones. This provides a fun, structured activity that keeps children engaged while being creative.

Tombstone Designs

Creating tombstone designs allows for artistic expression and creativity. Here are some design ideas:

Classic Stone Design

Mimic traditional granite or marble textures using paint or textured materials. This project allows students to learn about different materials used in real tombstones.

Themed Designs

Create tombstones based on specific themes, such as **vampires**, ghosts, or historical events. This can help students explore various topics while expressing their creativity.

Interactive Tombstones

Incorporate QR codes that link to stories or videos related to the tombstone's theme. This modern twist adds an educational element and engages tech-savvy students.

How to Make a Fake Tombstone?

Creating a fake tombstone can be a fun and straightforward project. Here's a step-by-step guide:

Materials Needed

- Foam board or cardboard
- Gray spray paint
- Black marker or paint
- Craft knife (for older students)
- Optional: decorations (like spider webs, fake moss)

Steps

1. **Cut the Shape:** Use a craft knife to cut out the tombstone shape from foam board or cardboard. Aim for a classic tombstone shape with a curved top.
2. **Paint:** Spray paint the tombstone gray. Allow it to dry completely to avoid smudges.
3. **Add Details:** Use a black marker to write names, dates, and any inscriptions. Consider adding decorative elements like flowers or skulls.
4. **Decorate:** Enhance the tombstone with additional decorations such as fake moss, spider webs, or other spooky items. This adds character and creativity.

What Message Can Be Written on a Tombstone?

Messages on tombstones can vary widely. Here are some ideas:

Humorous Epitaphs

- “I told you I was sick!”
- “Here lies a man who was always late.”

Inspirational Quotes

- “Forever in our hearts.”
- “Gone but not forgotten.”

Personalized Messages

Messages can reflect the individual’s personality or interests, such as:

- “A lover of life and laughter.”
- “Resting peacefully after a long adventure.”

What is the Purpose of a Tombstone?

Tombstones serve several essential purposes:

1. **Commemoration:** They honor the memory of the deceased, preserving their legacy for future generations.
2. **Identification:** Tombstones mark the burial site and provide information about the person, helping visitors understand who is buried there.
3. **Cultural Significance:** Tombstones often reflect the beliefs and customs surrounding death in different cultures, showcasing art, symbols, and inscriptions that hold meaning.

What Are the Features of a Tombstone?

Here are some features of a tombstone:

Name

The name of the deceased is prominently displayed, ensuring recognition and remembrance.

Dates

Birth and death dates provide context to the individual's life and legacy.

Epitaph

A brief inscription may reflect the person's life, beliefs, or legacy, often containing a meaningful quote or sentiment.

Symbolism

Tombstones may incorporate symbols or motifs significant to the individual or culture, such as crosses, flowers, or other designs.

What is the Best Type of Tombstone?

The best type of tombstone depends on personal preference, cultural significance, and budget. Common types include:

Granite

Granite is durable and widely used due to its longevity and ability to withstand weathering.

Marble

Marble offers an elegant appearance but may weather over time, making it less durable than granite.

Wood

Wooden tombstones can provide a rustic or natural look but are less durable and may not last as long as stone options.

What is the Most Important Part of a Tombstone?


While all parts are essential, the name of the deceased is arguably the most critical. It serves to identify and honor the individual, making it essential for remembrance and emotional connection.

Conclusion

Tombstone projects can be a creative and educational way for students to engage with themes of history, culture, and art. From spooky Halloween decorations to serious commemorative designs, these projects can cater to all age groups and interests.


Whether crafting a funny epitaph or designing a historical figure's tombstone, students can explore their creativity while learning valuable lessons about respect and memory. So gather your materials and start designing your own unique tombstone project today.

Related Posts



179+ Innovative Quantitative Project Ideas For Students

[Leave a Comment](#) / [General](#) / [By Tom Latham](#)



119+ Innovative SAE Project Ideas With Animals

[Leave a Comment](#) / [General](#) / [By Tom Latham](#)

Leave a Comment

Your email address will not be published. Required fields are marked *

Type here..

Name*

Save my name, email, and website in this browser for the next time I comment.

Post Comment »

Latest Post

[210+ Most Interesting Tombstone Project Ideas For Students](#)

[75+ Most Creative Scrapbook Ideas For School Projects](#)

[139+ Engaging & Best Arduino Project Ideas for Everyone!](#)

[181+ Most Innovative Cell Model Project Ideas for Students](#)

[100+ Exciting 4th Grade Science Fair Project Ideas](#)

Categories



Commerce (3)

Computer Science (8)

General (39)

Humanities (13)

STEM (17)



[Disclaimer](#)

[Terms and Conditions](#)

[Privacy Policy](#)



Copyright © 2024 Good Project Ideas | All Rights Reserved

