

## 161+ reMarkable Reading Fair Project Ideas for Students



### 161+ reMarkable Reading Fair Project Ideas for Students

[Leave a Comment](#) / [General](#) / [By Tom Latham](#)

Find fun and easy Reading Fair project ideas for students! Explore different themes and activities that make reading exciting and help improve comprehension skills. Great for all grades, these projects make learning enjoyable!

Have you ever wondered why reading fairs are so popular in schools? What makes them an essential part of a student's educational experience? Statistics show that children who engage in reading activities outside the classroom are more likely to develop strong literacy skills.

According to the National Assessment of Educational Progress, only 35% of fourth graders read at a proficient level. Reading fairs can play a significant role in changing this statistic. By promoting reading in a fun and interactive way, they encourage students to explore literature, express creativity, and develop critical thinking skills.

Reading fairs provide an exciting platform for students to delve into books while sharing their insights with peers. The collaborative environment fosters a love for reading and helps students develop important social skills.

Participating in a reading fair not only makes reading more enjoyable but also transforms it into an engaging and communal activity. In this article, we will explore the concept of reading fair projects, tips for choosing the right book, a variety of creative project ideas, and strategies to make your reading fair project truly shine.

### Table of Contents



1. What is a Reading Fair Project?
2. Why Reading Fairs Are Important for Students?
3. How to Choose the Right Book for Your Reading Fair Project
4. Best Reading Fair Project Ideas for All Grades
5. Reading Fair Project Ideas for Students
6. Creative Reading Fair Project Ideas for All Grades
7. Easy DIY Reading Fair Project Ideas for Beginners
8. Tips for Making Your Reading Fair Project Stand Out
9. Common Mistakes to Avoid in Reading Fair Projects
10. How to Prepare for Reading Fair Judging Day?
11. Conclusion: Have Fun and Show Your Creativity!

## What is a Reading Fair Project?

A reading fair project is a creative presentation centered around a chosen book. Students typically design and display their projects at a reading fair event, showcasing their understanding of the book's themes, characters, and plots.

The primary objective is to encourage students to engage deeply with the material while enhancing their presentation skills. Through these projects, students learn to analyze literature, express their thoughts, and share their interpretations with others.

The benefits of participating in a reading fair project are immense. Not only do students gain a deeper appreciation for literature, but they also develop essential skills such as research, organization, and communication. Moreover, reading fairs create a sense of community, as students collaborate and support one another in their reading journeys.

## Why Reading Fairs Are Important for Students?

Reading fairs serve as a fantastic initiative to inspire students. They transform reading from a solitary task into a communal celebration. Students get to share their interpretations, thus encouraging peer interaction and discussion about various themes and characters. This collaborative environment promotes critical thinking and allows students to explore different perspectives.

## How to Choose the Right Book for Your Reading Fair Project

Selecting the right book is crucial for a successful reading fair project. Here are some tips to help students choose an engaging book:

### Match Interests and Reading Level

Consider what genres or topics excite you. A book that aligns with your interests will be easier to engage with. Ensure the book is also suitable for your reading level, as this will make the reading experience more enjoyable.

### Look for Strong Themes

Choose books with strong themes that resonate with you. Themes such as friendship, bravery, or the struggle between good and evil can make your project more impactful.

## Consider Interesting Characters

Books with complex characters provide more opportunities for analysis. Think about how these characters develop throughout the story and what lessons they might teach.

## Engaging Plot

A compelling plot can captivate both you and your audience. Look for stories with unexpected twists, conflicts, and resolutions that will keep everyone interested.

By carefully selecting a book, students can create a project that not only reflects their understanding but also engages their peers.

# Best Reading Fair Project Ideas for All Grades

Here are some creative project ideas for various grade levels, ensuring every student can find something that inspires them.

## Reading Fair Project Ideas for School Students

### Interactive Book Display

- **Description:** Create a display where viewers can interact with elements related to the book (e.g., pull tabs, flaps).
- **Grade Levels:** All grades.

### Theme Analysis Poster

- **Description:** Choose a theme from the book and create a poster that explores how it's represented through characters and events.
- **Grade Levels:** 5th grade and above.

### Character Analysis Flip Book

- **Description:** Make a flip book featuring different aspects of a character's journey, including traits, motivations, and changes.
- **Grade Levels:** 4th grade and above.

# Reading Fair Project Ideas for High School

## Literary Device Collage

- **Description:** Create a collage that showcases various literary devices used in the book, providing examples and explanations.
- **Grade Levels:** High school.

## Debate Panel

- **Description:** Organize a debate about a central issue in the book, preparing arguments from different characters' perspectives.
- **Grade Levels:** High school.

## Book Trailer

- **Description:** Produce a video trailer that captures the essence of the book, similar to a movie trailer.
- **Grade Levels:** High school.

See also [119+ Innovative SAE Project Ideas With Animals](#)

# Reading Fair Project Board Layout

## Classic Layout

- **Top Section:** Title and Author with an eye-catching image.
- **Middle Section:** Summary of the book, characters, and themes.
- **Bottom Section:** Interactive element (QR code to a video or audio clip).

## Thematic Layout

- **Left Side:** Key themes with examples.
- **Center:** Main character descriptions.
- **Right Side:** Visual elements (drawings or diorama images).

# Reading Fair Boards for 5th Grade

## Character Traits Board

- **Description:** Highlight a character's traits with visuals, quotes, and examples from the text.
- **Interactive Element:** Include questions for viewers to answer.

### Timeline of Events

- **Description:** Create a timeline that outlines major events in the story with illustrations.
- **Interactive Element:** Add flaps that reveal more details about each event.

## Reading Fair Boards for 4th Grade

### Book Cover Redesign

- **Description:** Design a new book cover and explain your artistic choices.
- **Interactive Element:** Ask viewers to vote on which cover they prefer.

### Story Elements Wheel

- **Description:** Create a wheel that highlights key story elements like setting, characters, plot, conflict, and resolution.
- **Interactive Element:** Spin the wheel to discuss each element with viewers.

## Reading Fair Project Ideas for 3rd Grade

### Character Puppet Show

- **Description:** Make puppets of the main characters and perform a short scene.
- **Materials:** Socks, paper bags, or popsicle sticks for puppets.

### Favorite Scene Illustration

- **Description:** Draw a favorite scene from the book and explain its significance.
- **Interactive Element:** Encourage viewers to guess the scene.

### Book Recipe

- **Description:** Create a recipe based on food mentioned in the book, providing a brief description of its relevance.

- **Materials:** Display the recipe and photos of the food.

# Reading Fair Project Ideas for Students

Here are some of the best reading fair project ideas for students:

## Fiction Book Projects

- **Character Interview:** Write a Q&A with the main character, exploring their thoughts and feelings.
- **Story Pyramid:** Summarize the story using a story pyramid structure (beginning, climax, end).
- **Comic Book Creation:** Turn the book's key scenes into a comic book.
- **Diary Entries:** Write a series of diary entries from the protagonist's perspective.
- **News Report:** Create a "live report" on a major event from the story.
- **Character Awards:** Create awards for each character (e.g., "Most Courageous") with explanations.
- **Scene Diorama:** Build a 3D model of the most exciting scene.
- **Quote Analysis:** Choose quotes and analyze their significance to the story.
- **Mood Board:** Make a mood board showing the setting, characters, and themes.
- **Letter to the Author:** Write a letter to the author discussing your thoughts on the book.

## Non-Fiction Book Projects

- **Fact Timeline:** Build a timeline of important events or facts from the book.
- **Venn Diagram:** Compare facts from the book with what you knew before reading.
- **Real-World Applications:** Show how the book's topics apply to daily life.
- **Infographic:** Create an infographic that summarizes important facts.
- **Expert Interview:** Research and write a Q&A with an expert on the book's topic.
- **Glossary of Terms:** Create a glossary with definitions of key terms.
- **Cause & Effect Chart:** Illustrate cause-and-effect relationships discussed in the book.
- **Photo Essay:** Find or create photos that represent key ideas.
- **Debate Outline:** Choose a debate topic from the book and outline both sides.
- **Pros & Cons Chart:** Make a pros and cons list on the book's main subject.

## Historical Fiction Projects

- **Map of Events:** Draw a map showing where events took place historically.
- **Historical Newspaper:** Write a newspaper page covering the events.
- **Character Report Card:** Grade the main character on bravery, intelligence, etc.
- **Cultural Display:** Present the customs, fashion, or culture of the time period.
- **Author's Message:** Write an essay on what the author was conveying about the time period.
- **Period Costumes:** Design costumes based on descriptions in the book.
- **Compare to Modern Day:** Show similarities and differences to today's world.
- **Poem or Song:** Write a poem or song reflecting the era.
- **Historical Recipes:** Research and create a recipe from the book's time period.
- **Postcard from the Past:** Write a postcard as if you lived in the time period.

## Fantasy & Adventure Projects

- **Character Powers Chart:** List each character's powers or abilities.
- **Magical World Map:** Draw a detailed map of the fantasy world.
- **Journal from a Journey:** Write a journal as the main character on their adventure.
- **Magic Spellbook:** Create a book of spells mentioned in the story.
- **Hero's Tools Kit:** Design a kit of items that would help the hero on their quest.
- **Creature Profiles:** Make profiles for mythical creatures, including traits and abilities.
- **Comic Strip of Key Moments:** Illustrate key moments in a comic strip.
- **New Language:** Create basic words or phrases in a fictional language from the book.
- **Adventure Board Game:** Design a board game based on the story.
- **Fantasy Currency:** Design coins or bills used in the fantasy world.

## Mystery & Thriller Projects

- **Evidence Folder:** Create an "evidence" folder with clues and suspects.
- **Suspect Profiles:** Write character profiles detailing their motives and alibis.
- **Interrogation Dialogue:** Write dialogues where the detective questions suspects.
- **Map of Clues:** Plot where each clue was found on a map.
- **Wanted Posters:** Design posters for characters involved in the mystery.
- **Detective's Logbook:** Write a logbook as if you were the detective solving the case.



- **Red Herring Analysis:** Identify and explain red herrings used in the story.
- **Motive Analysis:** List and analyze characters' motives.
- **Alibi Chart:** Chart each suspect's alibi and evidence supporting it.
- **Mystery Solved:** Rewrite the ending, revealing the mystery in a different way.

See also [149+ Innovative Waste Management Projects for Students](#)

## Science Fiction Projects

- **Future Predictions:** List inventions in the story and predict if they'll exist by 2050.
- **Tech Advertisement:** Create an ad for futuristic gadgets in the book.
- **New Laws:** Write laws that would exist in the futuristic society.
- **Alien Species Profiles:** Draw and write descriptions of alien species.
- **Space Travel Brochure:** Design a brochure for space destinations.
- **Robot Companion:** Design and describe a robot character from the story.
- **Invention Analysis:** Explain how an invention could change life today.
- **Space Colony Blueprint:** Create a blueprint for a space colony.
- **Virtual Reality Simulation:** Write a summary for a VR experience in the story.
- **Futuristic Fashion Board:** Show what people might wear in the future.

## Poetry Projects

- **Visual Poem Collage:** Create a collage that represents the poem's themes.
- **Poet Timeline:** Chart the poet's life and key influences.
- **Mood & Tone Art:** Illustrate the mood of a poem using colors and shapes.
- **Found Poetry:** Write a new poem by rearranging words from the original.
- **Poem Comparison:** Compare two poems by the same poet on different topics.
- **Emotion Chart:** List emotions the poem evokes and explain why.
- **Rewrite in Modern Language:** Rewrite an old poem in today's language.
- **Soundtrack for a Poem:** Create a playlist that matches the poem's tone.
- **Imagery Map:** Draw scenes or images that the poem evokes.
- **Recite & Record:** Record a video reciting the poem with expressions.

## Graphic Novel/Comic Book Projects

- **Character Dialogue:** Write new dialogue for a favorite scene.
- **Artist Style Comparison:** Compare the artist's style with another.
- **Character Backstory:** Create a backstory for a minor character.

- **Scene Rewrite:** Rewrite a scene to give it a new outcome.
- **Color Mood Analysis:** Explain how colors influence the story's mood.
- **New Character Design:** Design a new character that could join the story.
- **Panel-by-Panel Summary:** Summarize a chapter, showing key scenes in panels.
- **Sound Effects List:** Write and describe sound effects for key moments.
- **Alternate Genre Comic:** Reimagine a scene in a different genre (e.g., mystery).
- **Character Relationships Chart:** Show connections between characters.

## Book Series Projects

- **Character Development Timeline:** Show how a character evolves across the series.
- **Series Plot Map:** Create a flowchart mapping the plot points.
- **Fan Art Gallery:** Create art inspired by each book.
- **Series Soundtrack:** Make a playlist that captures each book's tone.
- **Favorite Moments Collection:** Highlight one favorite scene from each book.
- **Symbolism Analysis:** Analyze recurring symbols throughout the series.
- **Theme Evolution:** Explain how themes change across the series.
- **Series Cover Redesign:** Redesign the cover for each book.
- **Character Costume Evolution:** Show how characters' attire changes.
- **Series Scavenger Hunt:** Create a list of hidden "easter eggs" in each book.

## Adventure/Action Projects

- **Hero's Gear:** Design the tools or weapons used by the hero.
- **Obstacles Map:** Show key obstacles in the protagonist's path.
- **Survival Kit:** Build a survival kit with items from the story.
- **Action Sequence Storyboard:** Draw a storyboard for an action scene.
- **Adventure Journal:** Write a journal for the hero's journey.
- **Hero's Motivation Chart:** Chart the hero's motivations.
- **Allies & Enemies:** List characters as allies, enemies, or neutral.
- **Story Location Models:** Build models of different locations in the story.
- **Code of Honor:** Write a code the hero follows.
- **Adventure Map:** Draw a map tracing the hero's journey.

## Animal Stories

- **Animal Facts:** Create a fact sheet on the animal in the story.

- **Habitat Model:** Build a 3D model of the animal's habitat.
- **Animal Behavior Chart:** Compare behaviors of the animal in the book with real-life.
- **Illustrated Species Guide:** Draw and describe different species.
- **Endangered Status Report:** Research if the animal is endangered.
- **Species Evolution Chart:** Illustrate how the species evolved.
- **Animal's Daily Life:** Write a diary as the animal.
- **Animal Allies & Enemies:** List other animals as allies or enemies.
- **Animal Diet Chart:** Show the animal's diet with pictures.
- **Symbolism of the Animal:** Explain what the animal represents.

## Horror & Supernatural Projects

- **Ghost Story Rewrite:** Rewrite the story with a different ending.
- **Fear Analysis Chart:** List what scares each character.
- **Scary Scene Diorama:** Create a diorama of a frightening scene.
- **Monster Profile:** Draw and describe the monster.
- **Haunted House Blueprint:** Design a haunted house from the story.
- **Horror Soundtrack:** Create a playlist to set the mood.
- **Scary Storytelling Techniques:** List how the author builds suspense.
- **Monster Evolution:** Explain how a monster changes.
- **Scare Level Chart:** Rate each scary moment from least to most.
- **Alternate Ending:** Write a new ending for the story.

## Biography Projects

- **Timeline of Life:** Draw a timeline of key events in their life.
- **Personality Traits Chart:** List and explain traits that led to their success.
- **Impact Report:** Write about how they influenced the world.
- **Speech Recap:** Summarize a famous speech they gave.
- **Photo Album:** Create a photo album highlighting their achievements.
- **Letter to Their Younger Self:** Write a letter as if they were giving advice.
- **Career Timeline:** Track their career highs and lows.
- **Inspiration Board:** Make a board showing what inspired them.
- **Friends & Mentors:** List important people in their life.
- **Legacy Report:** Summarize their legacy.

# Sports & Athletes Projects

- **Player Stats Card:** Design a stats card with career achievements.
- **Game Strategy Chart:** Explain a strategy they used in key games.
- **Equipment Display:** Show their main equipment and explain how it's used.
- **Training Routine:** Describe their workout or training regime.
- **Career Highlight Reel:** List their top five career highlights.
- **Rules of the Sport:** Explain the sport's rules.
- **Season Recap:** Summarize an important season in their career.
- **Inspiration Speech:** Write a speech about what inspired them.
- **Hall of Fame Profile:** Imagine they're in a Hall of Fame and create a profile.
- **Overcoming Challenges:** Describe the biggest challenge they faced.

See also [199+ reMarkable Advocacy Project Ideas For Students](#)

# Creative Reading Fair Project Ideas for All Grades

Here are some engaging project ideas tailored for various grade levels. Each idea encourages creativity and deeper engagement with the chosen book.

## Poster Board Display

Creating a poster board display is a classic yet effective way to present a book. Here's how to make it stand out:

- **Key Information:** Include essential details about the book, such as characters, setting, plot, and themes.
- **Interactive Elements:** Incorporate flaps that reveal fun facts, or use 3D elements to make your display more dynamic. For example, create a pop-up of the main character or a miniature representation of the book's setting.

## Diorama of a Key Scene

Building a diorama allows students to visualize and recreate a pivotal moment from the book. Here's how to do it:

- **Materials Needed:** Gather cardboard, markers, scissors, and any decorative items that represent the scene.
- **Bringing the Scene to Life:** Pay attention to details such as colors and character positioning to accurately depict the moment. This hands-on project helps solidify understanding of the book's plot.

## Character Interview or Skit

Transforming a book into a performance can be an entertaining way to engage with its characters:

- **Creating a Script:** Write a script where students can interview the main character or reenact a scene. This activity encourages collaboration and creativity.
- **Costumes and Props:** Get creative with costumes and props that represent the characters or setting. This adds an extra layer of fun and engagement.

## Book Summary Video

Creating a video summary can be an innovative way to present a book:

- **Shooting and Editing:** Use a smartphone or camera to record a brief video summarizing the book's key points.
- **Adding Music and Props:** Incorporate background music and props related to the story to enhance engagement. This modern approach appeals to students who enjoy technology.

## Story Map or Timeline

A visual representation of the book's progression can help in understanding its structure:

- **Building a Timeline:** Create a timeline that highlights major events and turning points in the story. Use colorful charts and graphics to make it visually appealing.
- **Visual Learning:** This method caters to visual learners and helps reinforce memory through illustration.

## Character Puppets and Puppetry Show

Puppetry can be a delightful way to bring characters to life:

- **Making Puppets:** Use materials like socks, paper bags, or craft sticks to create puppets of the book's characters.
- **Storytelling Tips:** Practice storytelling techniques to engage your audience during the puppet show. This adds an interactive element that can be very entertaining.

## Easy DIY Reading Fair Project Ideas for Beginners

For younger students or those less experienced with crafting, simpler projects can be just as impactful:

### Simple Book Review Poster

Create a straightforward book review poster:

- **Key Components:** Include the title, author, a brief summary, and a rating. This concise format encourages students to think critically about their reading.

### Story Collage

A collage allows for creative expression using various media:

- **Cutting and Gluing:** Use images from magazines or printouts to represent the book's themes or characters.
- **Visual Representation:** This project is great for students who enjoy art and **visual storytelling**.

### Character Portrait Drawing

Encourage artistic skills by having students draw their interpretation of the main character:

- **Art Supplies:** Use pencils, crayons, or paint to create character portraits. This project allows students to express their understanding of character development.

## Tips for Making Your Reading Fair Project Stand Out

To make your project memorable, consider these tips:

- **Use Bright Colors:** Incorporate vibrant colors and eye-catching designs to grab attention.
- **Add Interactive Elements:** Include questions or activities that invite audience participation.
- **Personal Reflections:** Share your thoughts on the book and how it impacted you. This personal touch can make your project more relatable.

## Common Mistakes to Avoid in Reading Fair Projects

To ensure success, be aware of these common pitfalls:

- **Overcrowding the Board:** Avoid cramming too much information onto your display. Keep it concise and focused.
- **Wordiness:** Use simple language and bullet points to convey information effectively.
- **Neglecting Rehearsal:** If performing, practice your presentation to build confidence and reduce anxiety.

## How to Prepare for Reading Fair Judging Day?

Preparation is key for a successful presentation:

- **Practice Your Presentation:** Rehearse what you want to say and how you'll present your project.
- **Know Key Points:** Be ready to discuss important aspects of your book and project.
- **Handle Questions Confidently:** Prepare for questions from judges by anticipating what they might ask. This will help you feel more at ease.

## Conclusion: Have Fun and Show Your Creativity!


Reading fairs are not just about showcasing projects; they're about exploring literature in fun and engaging ways. As you embark on this creative journey, remember to enjoy the process.

Express your unique interpretation of the book, whether through visuals, performances, or written summaries. Every project reflects your hard work and creativity, so take pride in what you create. Embrace the opportunity to learn and grow as a reader and a thinker.

Ultimately, reading fairs can help cultivate a lifelong love of literature, opening doors to new worlds and ideas. So dive in, unleash your creativity, and have fun with your reading fair project.


[← Previous Post](#)

## Related Posts



179+ Innovative Quantitative Project Ideas For Students

[Leave a Comment / General / By Tom Latham](#)



119+ Innovative SAE Project Ideas With Animals

[Leave a Comment / General / By Tom Latham](#)

## Leave a Comment



Your email address will not be published. Required fields are marked \*

Type here..

Name\*

Save my name, email, and website in this browser for the next time I comment.

Email\*

**Post Comment »**

Website

## Latest Post

[161+ reMarkable Reading Fair Project Ideas for Students](#)

[210+ Most Interesting Tombstone Project Ideas For Students](#)

[75+ Most Creative Scrapbook Ideas For School Projects](#)

[139+ Engaging & Best Arduino Project Ideas for Everyone!](#)

[181+ Most Innovative Cell Model Project Ideas for Students](#)


## Categories

[Commerce](#) (3)

[Computer Science](#) (8)

[General](#) (40)

[Humanities](#) (13)



[Disclaimer](#)

[Terms and Conditions](#)

[Privacy Policy](#)



---

Copyright © 2024 Good Project Ideas | All Rights Reserved

