

## 311+ Creative & Simple Leaf Craft Ideas For School Project



### 311+ Creative & Simple Leaf Craft Ideas For School Project

[Leave a Comment](#) / [General](#) / [By Tom Latham](#)

Find fun and simple leaf craft ideas for school project! Perfect for kids to explore nature and creativity with simple, colorful crafts using leaves.

Have you ever wondered how you can turn something as simple as a leaf into a beautiful craft? Nature offers an abundance of materials, and leaves are one of the most versatile and accessible options.

Whether you're a student working on a school project, a parent looking for fun activities for your kids, or simply someone who loves DIY crafts, leaves can be transformed into a variety of creative works. From simple leaf prints to intricate leaf animal sculptures, the possibilities are endless.

According to a study by the National Gardening Association, crafts involving natural elements, like leaves, not only promote creativity but also help improve focus and fine motor skills. It's a great way to connect with nature while engaging in a fun and educational activity.

With over 300 simple leaf craft ideas to choose from, this blog will help you discover how to incorporate leaves into your next creative project, making it easy to find something that fits your style and needs.

## Table of Contents



1. What is Leaf Craft?
2. Why Are Leaf Crafts Fun and Educational?
3. Benefits of Using Natural Materials in Crafts
4. Simple Leaf Craft Ideas For School Project
5. How to Make a Leaf Project?
6. What Is Leaf Art Activity?
7. What Can I Make From Leaves?
8. What Can We Get from Leaves?
9. What Food Is Made from the Leaves?
10. What Are Leaves Used to Make?
11. Can You Cook with Leaves?
12. Simple Leaf Craft Ideas for School Project with Paper
13. Easy Leaf Craft Ideas
14. Leaf Art Ideas
15. Leaf Craft Ideas for Adults
16. Paper Leaf Craft Ideas
17. Autumn Leaf Art for Kids
18. Leaf Art Drawing
19. Green Leaf Craft
20. How to Use Leaves for Decoration?
21. Can I Make Paper from Leaves?
22. Sum Up

## What is Leaf Craft?

Leaf craft is the art of using leaves, typically collected from trees or plants, as the main material for creating art or crafts. These leaves can be used in a variety of

ways, such as pressed, painted, or arranged into patterns. Leaf crafts are popular for school projects, home activities, and creative hobbies because they offer a simple way to make beautiful, nature-inspired creations.

## Why Are Leaf Crafts Fun and Educational?

1. **Creative Expression:** Leaf crafts offer a wide range of possibilities for creativity. You can make prints, collages, sculptures, or even design your own patterns using leaves.
2. **Engaging for All Ages:** These crafts are enjoyable for people of all ages, from young children to adults. You can choose simple or complex projects depending on the skill level.
3. **Learning About Nature:** Leaf crafts allow you to learn about different types of trees and plants. You can study the variety of leaf shapes, sizes, and colours while collecting them.
4. **Hands-On Learning:** These crafts help students understand basic biology concepts, like plant anatomy and environmental science, by interacting directly with natural materials.
5. **Improves Focus and Patience:** Creating art from leaves requires attention to detail and patience, helping to improve concentration and fine motor skills.

## Benefits of Using Natural Materials in Crafts

1. **Encourages Environmental Awareness:** Working with natural materials like leaves promotes an appreciation for nature and encourages sustainability.
2. **Cost-Effective:** Leaves are easily accessible and free to collect, making leaf crafts an affordable option for anyone.
3. **Supports Sustainability:** By using leaves, you are recycling and repurposing natural items that would otherwise be discarded, promoting eco-friendly habits.
4. **Boosts Creativity and Imagination:** Natural materials often have unique textures, shapes, and colours, which inspire new ideas and creative thinking.
5. **Improves Fine Motor Skills:** Handling and arranging leaves in crafts helps develop hand-eye coordination and fine motor skills, especially for children.
6. **Promotes Mindfulness and Relaxation:** The process of working with leaves can be calming, helping individuals to focus and relax while crafting.

7. **Educational Value:** Using leaves teaches about the environment, different tree species, and their role in the ecosystem. It connects art with science in a practical and engaging way.

## Simple Leaf Craft Ideas For School Project

Here are some of the simple leaf craft ideas for school projects:

### Leaf Collage Crafts

1. Simple Leaf Collage
2. Nature Collage
3. Tree Leaf Collage
4. Animal Leaf Collage
5. Leaf Mosaic Art
6. Leaf Mandala
7. Geometric Leaf Mosaic
8. Nature Collage with Leaves and Flowers
9. Leaf Heart Shape Collage
10. Leaf Sunburst Collage

### Leaf Printing

11. Leaf Stamping
12. Monoprinting with Leaves
13. Leaf Print Card Making
14. Fabric Leaf Prints
15. Leaf Print Tea Towels
16. Leaf Print Tote Bags
17. Leaf Print Wall Art
18. Leaf Print Tablecloths
19. Leaf Print Aprons
20. Multi-Color Leaf Prints

See also [111+ Exciting & Best Multi Genre Project Ideas For Students](#)

## Leaf Shaped Crafts

21. Leaf Bookmarks
22. Leaf Garland
23. Leaf Coasters
24. Leaf Pendant Necklaces
25. Leaf Tote Bag
26. Leaf Window Clings
27. Leaf Wall Art
28. Leaf Table Runner
29. Leaf Placemats
30. Leaf Pillow Covers

## Leaf Animals

31. Leaf Butterfly
32. Leaf Frog
33. Leaf Snail
34. Leaf Fish
35. Leaf Owl
36. Leaf Caterpillar
37. Leaf Elephant
38. Leaf Bee
39. Leaf Ladybug
40. Leaf Dog

## Leaf Lanterns & Light Decorations

41. Leaf Lanterns
42. Leaf Tea Light Holders
43. Leaf Candle Holder
44. Leaf String Lights
45. Leaf LED Light Decoration
46. Leaf Fairy Lights Decoration
47. Leaf Hanging Lampshades
48. Leaf Night Lights
49. Leaf Mason Jar Lanterns
50. Leaf Candle Holders with Twigs

## Leaf Mosaics

51. Leaf Mosaic Art
52. Leaf Mandala
53. Geometric Leaf Mosaic
54. Nature Mosaic with Leaves and Stones
55. Leaf and Pebble Mosaic
56. Leaf and Shell Mosaic
57. Colorful Leaf Mosaics
58. Leaf and Seed Mosaic Art
59. Leaf Mosaic Frame
60. Leaf and Paper Mosaics

## Leaf Decorations

61. Leaf Wall Hanging
62. Leaf Mobile
63. Leaf Wreath
64. Leaf Door Hanger
65. Leaf Picture Frames
66. Leaf Candle Stand
67. Leaf Table Centerpieces
68. Leaf Coasters with Resin
69. Leaf Glass Jars for Decoration
70. Leaf Wall Hangings for Outdoors

## Leaf Prints for Fabric & Clothes

71. Leaf Stamped T-shirt
72. Leaf Print Tote Bags
73. Leaf Pattern Pillowcases
74. Leaf Print Aprons
75. Leaf Print Jeans
76. Leaf Print Scarves
77. Leaf Print Shawl
78. Leaf Print Cushion Covers
79. Leaf Pattern Handkerchiefs
80. Leaf Print Table Cloth

## Leaf Crafts for Kids

81. Leaf Puppets
82. Leaf Hat
83. Leaf Bookmarkers
84. Leaf Coloring
85. Leaf Footprints
86. Leaf Animal Masks
87. Leaf Crowns
88. Leaf Stamps for Kids' Projects
89. Leaf Basket Weaving
90. Leaf Suncatchers for Kids

## Leaf Art Projects

91. Leaf Silhouettes
92. Leaf Portrait
93. Nature Imprints on Clay
94. Leaf Stained Glass Art
95. Leaf Sculpture
96. 3D Leaf Flowers
97. Leaf and Paper Cut Art
98. Leaf and Thread Art
99. Leaf Stencils
100. Leaf Print on Wood

## Leaf Crafts for Home Decor

101. Leaf Table Runner
102. Leaf Placemats
103. Leaf Centerpiece
104. Leaf Place Cards
105. Leaf Wall Art for Bedroom
106. Leaf Frame for Photos
107. Leaf Coasters with Resin
108. Leaf Decorative Tray
109. Leaf Flower Pot Decoration
110. Leaf Planter Covering

## Leaf Crafts for Seasonal Decor

- 111. Autumn Leaf Wall Hanging
- 112. Fall Leaf Garland
- 113. Spring Leaf Decorations
- 114. Halloween Leaf Art
- 115. Winter Leaf Craft
- 116. Leaf Pumpkin Craft
- 117. Thanksgiving Leaf Art
- 118. Christmas Leaf Tree Ornaments
- 119. Leaf Snowflakes for Winter
- 120. Leaf Stocking Stuffers

## Leaf Nature Craft Kits

- 121. Create Leaf Jewelry
- 122. Leaf Suncatchers
- 123. Leaf Mobile Kit
- 124. Leaf Craft Kits for Kids
- 125. Leaf Art Kit for Beginners
- 126. Leaf Craft for Gardeners
- 127. Leaf Art for Home Decoration
- 128. Leaf Crafting for School Projects
- 129. Leaf Pressing Kit
- 130. Leaf Collage Kit

## Leaf Crafts for School Projects

- 131. Leaf Poster
- 132. Leaf Classification Display
- 133. Leaf Diary
- 134. Leaf Science Project
- 135. Leaf Collection for Botany
- 136. Leaf Growth Stages Chart
- 137. Leaf Comparison Chart
- 138. Leaf Study Model
- 139. Leaf Identification Chart
- 140. Leaf Anatomy Poster



## Leaf Crafts for Eco-Friendly Projects

- 141. Leaf Recycled Paper
- 142. Leaf Gift Tags
- 143. Leaf Composting Project
- 144. Leaf Recycling Project
- 145. Leaf Paper Bags
- 146. Leaf Seed Markers
- 147. Leaf Garden Decorations
- 148. Leaf Watering Can Decorations
- 149. Leaf Garden Pathway Art
- 150. Leaf Mulch for Gardening

## Leaf Crafts for Home Garden Projects

- 151. Leaf Seed Markers
- 152. Leaf Garden Sculptures
- 153. Leaf Plant Labels
- 154. Leaf Plant Holder
- 155. Leaf Pathway Markers
- 156. Leaf Tree Decorations
- 157. Leaf Plant Pots
- 158. Leaf Mulching for Plants
- 159. Leaf Garden Art Structures
- 160. Leaf Bonsai Pot Decoration

## Leaf Jewelry Crafts

- 161. Leaf Earrings
- 162. Leaf Necklaces
- 163. Leaf Bracelets
- 164. Leaf Rings
- 165. Leaf Brooches
- 166. Leaf Pendants
- 167. Leaf Keychains
- 168. Leaf Hair Clips
- 169. Leaf Anklets
- 170. Leaf Cufflinks

## Leaf Crafts for Wedding Decor

- 171. Leaf Centerpieces for Weddings
- 172. Leaf Wedding Invitations
- 173. Leaf Wedding Favors
- 174. Leaf Wedding Bouquet
- 175. Leaf Wedding Cake Decorations
- 176. Leaf Guest Book
- 177. Leaf Wedding Crown
- 178. Leaf Table Settings
- 179. Leaf Wedding Arch
- 180. Leaf Flower Arrangements

## Leaf Crafts for Party Decorations

- 181. Leaf Party Banners
- 182. Leaf Balloons
- 183. Leaf Party Confetti
- 184. Leaf Table Settings for Parties
- 185. Leaf Party Hats
- 186. Leaf Party Invites
- 187. Leaf Party Backdrop
- 188. Leaf Cake Toppers
- 189. Leaf Serving Trays
- 190. Leaf Party Decorations for Outdoors

## Leaf Crafts for Home Organization

- 191. Leaf Basket Liners
- 192. Leaf Paper Clips
- 193. Leaf Notebook Covers
- 194. Leaf Storage Boxes
- 195. Leaf Bookends
- 196. Leaf Drawer Organizers
- 197. Leaf Organizing Trays
- 198. Leaf Storage Jars
- 199. Leaf Magazine Holders
- 200. Leaf Wall Hooks

## Leaf Crafts for Office Supplies

- 201. Leaf Desk Organizers
- 202. Leaf Paperweights
- 203. Leaf Notepads
- 204. Leaf Clipboards
- 205. Leaf Calendar
- 206. Leaf Pencils
- 207. Leaf Bookmarks for Office
- 208. Leaf File Folders
- 209. Leaf Desk Mats
- 210. Leaf Pen Holders

## Leaf Crafts for Holiday Decorations

- 211. Christmas Leaf Ornaments
- 212. Leaf Christmas Tree
- 213. Thanksgiving Leaf Crafts
- 214. Halloween Leaf Decorations
- 215. Spring Leaf Crafts
- 216. New Year Leaf Crafts
- 217. Leaf Christmas Stockings
- 218. Easter Leaf Crafting
- 219. Leaf Snow Globes for Christmas
- 220. Leaf Holiday Tree Topper

See also [119+ Best SAE Project Ideas for High School: Hydroponic Harvest](#)

## Leaf Crafts for Indoor Decoration

- 221. Leaf Wall Hangings
- 222. Leaf Bookmarks for Libraries
- 223. Leaf Suncatchers for Window
- 224. Leaf Framed Photos
- 225. Leaf Garland for Indoors
- 226. Leaf Cushion Covers
- 227. Leaf Pillow Decorations

- 228. Leaf Wall Clocks
- 229. Leaf Decorative Mirrors
- 230. Leaf Light Fixtures

## Leaf Crafts for Outdoor Decoration

- 231. Leaf Garden Markers
- 232. Leaf Outdoor Lanterns
- 233. Leaf Wind Chimes
- 234. Leaf Garden Flags
- 235. Leaf Bird Feeder Decoration
- 236. Leaf Outdoor Cushions
- 237. Leaf Garden Gate Decorations
- 238. Leaf Garden Wall Art
- 239. Leaf Outdoor Sculptures
- 240. Leaf Fence Art

## Leaf Crafts for Journals & Scrapbooks

- 241. Leaf Scrapbook Decorations
- 242. Leaf Embellishments for Journals
- 243. Leaf Stickers for Scrapbooking
- 244. Leaf Embossed Journal Covers
- 245. Leaf Printed Pages
- 246. Leaf Tags for Scrapbooking
- 247. Leaf Photo Frames for Journals
- 248. Leaf Scrapbook Borders
- 249. Leaf Stamps for Scrapbooks
- 250. Leaf Scrapbook Pockets

## Leaf Crafts for Nature Projects

- 251. Leaf Tree of Life
- 252. Leaf Earth Day Crafts
- 253. Leaf Habitat Diagrams
- 254. Leaf Ecosystem Models
- 255. Leaf Water Cycle Craft
- 256. Leaf Greenhouse Effect Model

- 257. Leaf Plant Growth Display
- 258. Leaf Soil Composition Model
- 259. Leaf Plant Photosynthesis Model
- 260. Leaf Wildlife Display

## Leaf Crafts for Fun & Play

- 261. Leaf Kites
- 262. Leaf Slingshots
- 263. Leaf Paper Dolls
- 264. Leaf Boats for Water Play
- 265. Leaf Animal Puppets
- 266. Leaf Puzzles
- 267. Leaf Tic Tac Toe
- 268. Leaf Stamps for Children's Art
- 269. Leaf Puzzle Games
- 270. Leaf Scavenger Hunt

## Leaf Crafts for Summer Activities

- 271. Leaf Summer Decor
- 272. Leaf Summer Party Invitations
- 273. Leaf Beach Bag Decorations
- 274. Leaf Sun Hats
- 275. Leaf Ice Cream Stick Crafts
- 276. Leaf Water Balloon Decorations
- 277. Leaf Picnic Table Setting
- 278. Leaf Beach Crafting
- 279. Leaf Sun Catchers
- 280. Leaf Garden Crafting for Summer

## Leaf Crafts for All Seasons

- 281. Fall Leaf Decorating
- 282. Spring Leaf Crafts
- 283. Winter Leaf Crafts
- 284. Summer Leaf Decorations
- 285. Seasonal Leaf Painting

- 286. Leaf Seasonal Decorations for Home
- 287. Leaf Wind Chimes for All Seasons
- 288. Leaf Annual Calendar
- 289. Leaf Wreath for Different Seasons
- 290. Leaf Table Centerpieces for All Seasons

## Leaf Crafts for Holiday Parties

- 291. Leaf New Year's Eve Party Decor
- 292. Leaf Birthday Decorations
- 293. Leaf Valentine's Day Cards
- 294. Leaf St. Patrick's Day Crafts
- 295. Leaf Summer Party Garlands
- 296. Leaf Birthday Cake Toppers
- 297. Leaf Party Favors for Holidays
- 298. Leaf Party Games
- 299. Leaf Party Invitations
- 300. Leaf Table Settings for Holidays

## Leaf Crafts for Sensory Play

- 301. Leaf Sensory Bottles
- 302. Leaf Sensory Bags
- 303. Leaf Texture Collages
- 304. Leaf Sound Bags
- 305. Leaf Sensory Boards
- 306. Leaf Sensory Mats
- 307. Leaf Rubbing Plates
- 308. Leaf Finger Painting
- 309. Leaf Scratching Activities
- 310. Leaf Texture Exploration

## Leaf Crafts for Eco-Friendly Living

- 311. Leaf Composting
- 312. Leaf Mulching for Gardens
- 313. Leaf Recycling Projects
- 314. Leaf Paper for Sustainable Crafts

- 315. Leaf Compostable Planters
- 316. Leaf Furniture DIY Projects
- 317. Leaf Eco-Green Art
- 318. Leaf Watering Can Decorations
- 319. Leaf Zero Waste Crafts
- 320. Leaf Repurposed Crafts

## Leaf Crafts for Charity Projects

- 321. Leaf Charitable Art Projects
- 322. Leaf Donation Boxes
- 323. Leaf Christmas Tree for Charity
- 324. Leaf Charity Greeting Cards
- 325. Leaf Fundraiser Crafts
- 326. Leaf Charity Auction Pieces
- 327. Leaf School Charity Drives
- 328. Leaf Craft for Homeless Shelter
- 329. Leaf Gift Making for Charity
- 330. Leaf Craft for Orphanages

## How to Make a Leaf Project?

Making a leaf project is simple and fun. Here's how you can start:

1. **Collect Leaves:** Go outside and gather different types of leaves. You can pick up leaves of various shapes, sizes, and colours.
2. **Press the Leaves:** Place the leaves between sheets of paper and press them under a heavy book for a few days. This helps preserve the leaves for your project.
3. **Choose Your Craft:** Decide what kind of leaf project you want to make. You can make leaf prints, create a collage, or even use leaves to make greeting cards.
4. **Arrange the Leaves:** Once the leaves are pressed and ready, arrange them on your chosen surface. This could be a piece of paper, canvas, or cardboard.
5. **Glue the Leaves:** Use glue to stick the leaves in place. You can arrange them in a pattern, shape, or design that you like.
6. **Decorate:** Add extra details using markers, paint, or other craft supplies to enhance your leaf project.

# What Is Leaf Art Activity?

Leaf art activities involve using leaves as the main material to create artistic designs. You can press, paint, cut, or arrange leaves to make unique artwork, like leaf prints, collages, or nature-inspired decorations. These activities help improve creativity and connect with nature while making beautiful crafts.

## What Can I Make From Leaves?

There are many creative things you can make from leaves, such as:

- Leaf prints
- Leaf garlands
- Nature collages
- Leaf sculptures
- Bookmarks
- Greeting cards
- Decorative trays
- Leaf rubbings
- Wall art

## What Can We Get from Leaves?

Leaves provide us with several things, such as:

- Oxygen: Leaves play a key role in producing oxygen through photosynthesis.
- Shade: Leaves provide shade, helping cool down areas on hot days.
- Herbs and Spices: Some leaves, like basil or mint, are used in cooking.
- Medicinal Benefits: Certain leaves, like [eucalyptus](#) and aloe vera, have medicinal properties.

See also [Top 201+ Best Mini Project Ideas for CSE Students](#)

## What Food Is Made from the Leaves?

Many foods are made from leaves, including:



- Salads: Lettuce, spinach, and kale are popular leaf-based vegetables.
- Herbs: Mint, basil, and parsley are used in cooking.
- Tea: Many types of tea, like green tea, come from leaves.

## What Are Leaves Used to Make?

Leaves are used for various purposes, such as:

- Crafting: Leaf prints, decorations, and collages.
- Medicine: Some leaves are used in herbal medicine.
- Food: Leaves from plants like spinach and lettuce are used in meals.
- Tea: Leaves from certain plants are used to make tea.

## Can You Cook with Leaves?

Yes, many leaves are edible and used in cooking. For example:

- Herbs: Mint, basil, and thyme.
- Greens: Spinach, kale, and lettuce.
- Spices: Curry leaves and bay leaves are used in cooking for added flavour.

## Simple Leaf Craft Ideas for School Project with Paper

1. Leaf Prints: Dip a leaf in paint, press it onto paper, and let it dry to make a beautiful print.
2. Leaf Collage: Arrange leaves on paper to form pictures or patterns, then glue them down.
3. Leaf Greeting Cards: Create custom greeting cards using leaves by pressing them on the cover.
4. Leaf Rubbings: Place a piece of paper over a leaf and rub with a crayon to reveal the leaf's texture.
5. Autumn Leaf Art: Use colourful autumn leaves to make fun art like trees, animals, or scenery.

## Easy Leaf Craft Ideas

1. Leaf Garland: String together small leaves to make a decorative garland for your room.
2. Leaf Bookmarks: Glue leaves on cardstock and laminate them to make bookmarks.
3. Leaf Bowl: Use leaves to line a small bowl and create a natural-shaped bowl.
4. Pressed Leaf Framed Art: Press leaves and frame them to display as wall art.
5. Leaf Stamps: Coat leaves with paint and stamp them onto paper for a fun pattern.

## Leaf Art Ideas

1. Leaf Mandala: Arrange leaves in a circular pattern to create a beautiful mandala design.
2. Leaf Portraits: Use different shaped leaves to form a portrait of a person or animal.
3. Nature Collages: Combine leaves, twigs, and flowers to make a collage of nature scenes.

## Leaf Craft Ideas for Adults

1. Leaf Jewelry: Create leaf-shaped earrings, pendants, or bracelets using pressed leaves.
2. Leaf-Stamped Tote Bags: Use fabric paint and leaves to make custom tote bags.
3. Leaf Coasters: Press leaves onto coasters and coat with resin for a stylish home decor item.

## Paper Leaf Craft Ideas

1. Origami Leaves: Fold paper to make leaf shapes for a fun origami project.
2. Paper Leaf Wreath: Cut out leaf shapes from paper and glue them onto a wreath frame.
3. Leaf Paper Flowers: Use paper leaves to make decorative flowers for a gift or decoration.

## Autumn Leaf Art for Kids

1. Leaf Animals: Make animals like owls or frogs by gluing leaves onto paper.
2. Leaf Prints with Watercolour: Let kids dip leaves in watercolour paints and press them onto paper to create prints.

3. Leaf Collage Trees: Cut out tree shapes from paper and glue on different leaves to create autumn trees.

## Leaf Art Drawing

- Draw trees or scenes with leaves as a focal point, adding shading and details for a nature-inspired drawing.
- Create patterns or abstract designs using only leaves and branches in your drawings.

## Green Leaf Craft

1. Green Leaf Wall Art: Use fresh or dried green leaves to create nature-inspired art pieces.
2. Leaf-Stamped Bags: Use green leaves to stamp patterns onto cloth bags for eco-friendly designs.

## How to Use Leaves for Decoration?

Leaves can be used in decoration by:

- Making wreaths or garlands to hang on doors or walls.
- Pressing leaves into photo frames or artwork.
- Using leaves as natural table centerpieces during festive seasons.

## Can I Make Paper from Leaves?

Yes, paper can be made from leaves. The process involves:

- Collecting leaves and breaking them down into pulp.
- Mix the pulp with water and press it into thin sheets.
- Drying the paper to create eco-friendly homemade paper.

## Sum Up

To sum up, leaf crafts are a fun, simple, and eco-friendly way to get creative.

Whether you're working on a school project, doing a fun activity at home, or crafting


with friends, leaves provide endless opportunities to make something special. From easy leaf prints to more detailed designs, there's so much you can create.

These crafts not only help you use your imagination but also allow you to connect with nature. By using leaves, you can learn more about the environment and how to take care of it. Leaf crafts can also be a great way for students to learn about different types of leaves and their features, while also improving hand skills and concentration.

The best part is that anyone, no matter their age or skill level, can enjoy making leaf crafts. Whether you're looking for a simple project or something more challenging, there's always a craft that fits. So, why not go outside, collect some leaves, and start crafting? With over 300 ideas to choose from, the possibilities are endless.


[← Previous Post](#)

## Related Posts



179+ Innovative Quantitative Project Ideas For Students

[Leave a Comment](#) / [General](#) / [By Tom Latham](#)



119+ Innovative SAE Project Ideas With Animals

[Leave a Comment](#) / [General](#) / [By Tom Latham](#)

# Leave a Comment

Your email address will not be published. Required fields are marked \*

Type here..

Name\*

Save my name, email, and website in this browser for the next time I comment.

Email\*

**Post Comment »**

Website

## Latest Post

[311+ Creative & Simple Leaf Craft Ideas For School Project](#)

[101+ Best Balloons Over Broadway Project Ideas For Students](#)

[191+ Best Mini Projects For Mechanical Engineering Students](#)

[311+ Final Year Project Topics for Computer Science Students](#)

[207+ Exciting Figma Project Ideas For Students In 2025](#)

## Categories



Commerce (3)

Computer Science (11)

General (55)

Humanities (13)

STEM (17)



[Disclaimer](#)

[Terms and Conditions](#)

[Privacy Policy](#)





---

Copyright © 2024 Good Project Ideas | All Rights Reserved

