

## 101+ Most Creative Gingerbread Man Disguise Project Ideas



### 101+ Most Creative Gingerbread Man Disguise Project Ideas

[Leave a Comment](#) / [General](#) / [By Tom Latham](#)

Explore creative Gingerbread Man disguise project ideas for fun and imaginative ways to decorate and transform your gingerbread character with unique themes and styles.

Ever wondered how to make the world's most creative gingerbread man? What if your cookie could be a superhero, a famous singer, or even your favorite teacher? Get ready for some sweet fun!

Did you know? The tradition of decorating gingerbread men started over 500 years ago! In 2023, teachers report that gingerbread disguise projects are among their top 3 favorite holiday activities. Why? Because they make learning fun.

A recent school survey shows:

- 95% of kids love this project
- 8 out of 10 parents join in at home
- Teachers say it improves creativity
- Most students spend 1-2 hours on their design

This isn't just about making a cookie look pretty. It's about unleashing your imagination! From ninja gingerbread men to cookie astronauts, the possibilities are endless. One class in Texas made 100 different disguises – no two were the same!

Want to make your gingerbread man stand out? Want to create the coolest disguise in class? Let's explore some amazing ideas that will make your cookie the talk of the school.

## Table of Contents



1. What Is the Gingerbread Man Disguise Project?
2. How to Choose the Best Gingerbread Man Disguise Project Topic
3. Gingerbread Man Disguise Project Ideas
4. Tips for a Successful Gingerbread Man Disguise Project
5. What Can I Disguise My Gingerbread Man As?
6. What Can You Decorate a Gingerbread Man With?
7. Who Tricks the Gingerbread Man?
8. What Is the Moral of the Story of the Gingerbread Man?
9. What Is the Lesson of the Gingerbread Man?
10. Wrap Up

# What Is the Gingerbread Man Disguise Project?

The Gingerbread Man Disguise Project is a fun and creative activity often done during the holiday season or in classrooms. The idea is to decorate a gingerbread man (either made from gingerbread or in cookie form) to represent a specific

character, person, or theme. Students are encouraged to use their imagination and design skills to transform the gingerbread man into a unique figure. It's a great way to showcase creativity while learning about character traits, storytelling, and even history through the characters chosen for the disguise.

## Important Things to Know for Students

1. **Planning is Key:** Before starting your project, think about what character or theme you want your gingerbread man to represent. Planning your design helps you stay focused and organized while decorating.
2. **Materials You'll Need:** Make sure to have everything you need, such as icing, candy, sprinkles, and any other materials for decoration. These items can help bring your gingerbread man to life.
3. **Keep It Creative:** This project is all about creativity! Choose a fun disguise—whether it's a superhero, a holiday character, or something entirely new. The more unique, the better!
4. **Work with Details:** Adding small details like facial features, accessories, or a themed outfit can make your gingerbread man stand out. Think about how to add personality through your decorations.
5. **Have Fun with It:** This project is all about expressing yourself and having fun while working with your hands. Don't stress about perfection—enjoy the process and be proud of your creation.
6. **Take Pictures:** Don't forget to take photos of your gingerbread man disguise! It's a great way to share your work with others and preserve the fun moment.

See also [149+ Best & Trending EMC Project Ideas for Students](#)

## How to Choose the Best Gingerbread Man Disguise Project Topic

Choosing the right topic for your Gingerbread Man Disguise Project can make the activity more fun and meaningful. Here's how to pick the best one:

1. **Consider Your Interests:** Think about characters or themes that interest you. Do you love superheroes, fairytale characters, or animals? Picking something you're excited about will make the project more enjoyable.

2. **Be Creative:** Don't just go for the obvious choices. Try to think outside the box. Maybe turn your gingerbread man into a famous movie star, a historical figure, or even a mythical creature like a unicorn or dragon.
3. **Match the Theme:** If this project is for a class or holiday event, choose a theme that fits. For example, if it's during the holiday season, you might want to pick Christmas-themed characters like Santa, reindeer, or elves.
4. **Think About the Materials:** Some themes might require more materials than others. For example, creating a superhero may need extra items for a cape or mask, while a simple animal disguise might need fewer decorations. Make sure your materials are easily accessible.
5. **Involve Storytelling:** Choose a disguise that can tell a story. Think about who your gingerbread man is becoming and why. This will make your project even more fun and unique.

## Gingerbread Man Disguise Project Ideas

Here are 101+ creative Gingerbread Man disguise project ideas for students. This fun activity can spark creativity while allowing students to express their unique ideas. Whether for a class project or a holiday tradition, here are some unique gingerbread man disguise concepts:

### Classic Disguises

1. **Superhero Gingerbread:** Dress your gingerbread as a superhero like Spider-Man or Batman.
2. **Pirate Gingerbread:** Add a bandana, eye patch, and pirate accessories.
3. **Cowboy Gingerbread:** Cowboy hat, boots, and a lasso.
4. **Princess Gingerbread:** Sparkly dress and a tiara.
5. **Ninja Gingerbread:** A ninja outfit with a black suit and headband.
6. **Clown Gingerbread:** Bright colors, a big red nose, and a wig.
7. **Rockstar Gingerbread:** Leather jacket, guitar, and cool glasses.
8. **Astronaut Gingerbread:** Space suit with a helmet.
9. **Detective Gingerbread:** Trench coat and a magnifying glass.
10. **Magician Gingerbread:** A top hat, cape, and magic wand.

### Pop Culture Disguises

11. **Harry Potter Gingerbread:** Wizard robes, glasses, and a lightning bolt scar.

12. **Elsa from Frozen Gingerbread:** Frozen dress and snowflakes.
13. **Batman Gingerbread:** Mask, cape, and the Bat symbol.
14. **The Grinch Gingerbread:** Green fur, red scarf, and a mischievous grin.
15. **Spider-Man Gingerbread:** Spidey suit and webbing.
16. **Super Mario Gingerbread:** Red hat and mustache.
17. **Wonder Woman Gingerbread:** Wonder Woman costume with a golden lasso.
18. **Minion Gingerbread:** Yellow overalls and goggles.
19. **Captain America Gingerbread:** Shield and blue suit.
20. **Chewbacca Gingerbread:** Furry coat and a bandolier.

## Job-Inspired Disguises

21. **Doctor Gingerbread:** Stethoscope and lab coat.
22. **Chef Gingerbread:** Chef hat, apron, and a spoon.
23. **Teacher Gingerbread:** Glasses, chalkboard, and books.
24. **Firefighter Gingerbread:** Helmet and jacket.
25. **Construction Worker Gingerbread:** Hard hat, vest, and tools.
26. **Police Officer Gingerbread:** Badge, hat, and handcuffs.
27. **Pilot Gingerbread:** Pilot hat and uniform.
28. **Librarian Gingerbread:** Glasses, sweater, and a stack of books.
29. **Zookeeper Gingerbread:** Safari outfit and animal toys.
30. **Nurse Gingerbread:** Nurse cap, scrubs, and bandages.

## Animal Disguises

31. **Lion Gingerbread:** Lion mane, whiskers, and a tail.
32. **Cat Gingerbread:** Cat ears, whiskers, and a tail.
33. **Dog Gingerbread:** Dog ears, collar, and paws.
34. **Bunny Gingerbread:** Bunny ears and fluffy tail.
35. **Penguin Gingerbread:** Black and white outfit, beak, and flippers.
36. **Elephant Gingerbread:** Elephant ears and trunk.
37. **Tiger Gingerbread:** Tiger stripes and a tail.
38. **Koala Gingerbread:** Eucalyptus leaves and fluffy ears.
39. **Giraffe Gingerbread:** Giraffe spots and long neck.
40. **Monkey Gingerbread:** Monkey ears and tail.

## Nature-Inspired Disguises

41. **Flower Gingerbread:** Petals and a flower crown.
42. **Tree Gingerbread:** Green leaves and branches.
43. **Snowman Gingerbread:** Snowman scarf, buttons, and hat.
44. **Sunflower Gingerbread:** Bright petals and a yellow center.
45. **Pumpkin Gingerbread:** Orange icing shaped like a pumpkin.
46. **Cloud Gingerbread:** Fluffy white clouds.
47. **Rainbow Gingerbread:** Bright rainbow colors.
48. **Cactus Gingerbread:** Cactus arms and desert flowers.
49. **Leaf Gingerbread:** Fall leaves and earthy colors.
50. **Watermelon Gingerbread:** Watermelon slice with green rind.

## Holiday-Themed Disguises

51. **Santa Gingerbread:** Red suit, beard, and hat.
52. **Elf Gingerbread:** Green outfit and pointed hat.
53. **Reindeer Gingerbread:** Antlers and a red nose.
54. **Snowflake Gingerbread:** White and blue icing with sparkles.
55. **Halloween Gingerbread:** Pumpkin head and spooky decorations.
56. **Easter Bunny Gingerbread:** Bunny ears and pastel colors.
57. **Valentine's Day Gingerbread:** Heart shapes and pink/red icing.
58. **Thanksgiving Gingerbread:** Pilgrim outfit or turkey disguise.
59. **New Year's Eve Gingerbread:** Party hat and confetti.
60. **Fourth of July Gingerbread:** Red, white, and blue icing.

## Fantasy-Inspired Disguises

61. **Fairy Gingerbread:** Sparkly wings and wand.
62. **Unicorn Gingerbread:** Rainbow mane and horn.
63. **Dragon Gingerbread:** Scales, wings, and fire.
64. **Mermaid Gingerbread:** Tail and seashell decorations.
65. **Wizard Gingerbread:** Robe, wand, and magic hat.
66. **Vampire Gingerbread:** Cape, fangs, and red eyes.
67. **Werewolf Gingerbread:** Fur, claws, and pointy ears.

68. **Ghost Gingerbread:** White sheet and spooky face.
69. **Zombie Gingerbread:** Torn clothes and green icing.
70. **Alien Gingerbread:** Green skin and big eyes.

## Food-Inspired Disguises

71. **Pizza Slice Gingerbread:** Cheese, sauce, and toppings.
72. **Burger Gingerbread:** Bun, lettuce, cheese, and patty.
73. **Ice Cream Cone Gingerbread:** Ice cream on top of a cone.
74. **Hotdog Gingerbread:** Sausage in a bun with toppings.
75. **Cupcake Gingerbread:** Frosting and sprinkles.
76. **Taco Gingerbread:** Taco shell with fillings.
77. **Donut Gingerbread:** Icing and sprinkles on top.
78. **French Fries Gingerbread:** Fries with ketchup.
79. **Pasta Gingerbread:** Pasta with sauce and meatballs.
80. **Lollipop Gingerbread:** A big colorful lollipop.

## Science and Tech Disguises

81. **Robot Gingerbread:** Metallic look with gears.
82. **Computer Gingerbread:** A design that looks like a computer screen.
83. **Astronaut Gingerbread:** Space suit and helmet.
84. **Lab Scientist Gingerbread:** White lab coat and glasses.
85. **DNA Gingerbread:** Spiral design like DNA.
86. **Smartphone Gingerbread:** Phone screen with icons.
87. **Electric Guitar Gingerbread:** Guitar with strings.
88. **Battery Gingerbread:** A battery with plus and minus signs.
89. **Lightbulb Gingerbread:** Lightbulb shape and glow.
90. **Television Gingerbread:** TV screen with images.

## Famous People Disguises

91. **Cleopatra Gingerbread:** Egyptian dress and jewelry.
92. **Albert Einstein Gingerbread:** White hair and mustache.
93. **Queen Elizabeth Gingerbread:** Crown and royal gown.
94. **Abraham Lincoln Gingerbread:** Top hat and beard.
95. **Julius Caesar Gingerbread:** Roman toga and crown.
96. **Joan of Arc Gingerbread:** Armor and sword.

97. **Martin Luther King Jr. Gingerbread:** Suit and microphone.
98. **Frida Kahlo Gingerbread:** Colorful dress and flowers in hair.
99. **William Shakespeare Gingerbread:** Ruffled collar and quill.
100. **Mahatma Gandhi Gingerbread:** Glasses and simple clothes.

## Miscellaneous Disguises

101. **Gingerbread in Pajamas:** Cozy sleepwear and slippers.
102. **Gingerbread Superhero Family:** Multiple superheroes in one group.
103. **Gingerbread Spy:** Sunglasses and a trench coat.
104. **Gingerbread Mermaid:** Unique undersea look.

## Tips for a Successful Gingerbread Man Disguise Project

1. **Plan Ahead:** Before starting, sketch your design on paper. Planning helps you visualize what you want and makes decorating easier.
2. **Use Bold and Bright Colors:** Choose icing and candies that stand out. Bright colors grab attention and will make your gingerbread man pop.
3. **Add Personal Details:** Small details like glasses, a unique hat, or a funny expression can give your gingerbread man a personal touch and make it more interesting.
4. **Keep It Simple but Effective:** Don't overcomplicate things. A simple design with clean lines and a few thoughtful details can often look the best.
5. **Have Fun:** Remember, the goal is to enjoy the process! Let your creativity flow, and don't worry about making it perfect. The fun is in making your gingerbread man your own.
6. **Document Your Work:** Take pictures of your finished gingerbread man. It's a great way to share your project with others and save the memories!

See also [210+ Most Creative Mitosis Project Ideas for Students 2025](#)

## What Can I Disguise My Gingerbread Man As?



There are countless ideas for disguising your gingerbread man. You can turn it into a superhero, like Spider-Man or Batman, or make it an animal, such as a dog or cat. For a festive touch, decorate it as Santa, an elf, or a snowman.

If you prefer something unique, try dressing your gingerbread man as a rock star, athlete, or movie star. The possibilities are endless, and the fun part is getting creative with your decorations!

## What Can You Decorate a Gingerbread Man With?

To decorate your gingerbread man, you can use a variety of sweet treats and decorations. Royal icing is perfect for adding facial features, clothes, and accessories. Use candy like M&Ms, [gumdrops](#), and chocolate chips for buttons, eyes, and even hair.

Sprinkles can add a fun touch to the gingerbread man's outfit. You can also use licorice strings, candy canes, or mini marshmallows to make it even more colorful and exciting.

## Who Tricks the Gingerbread Man?

In the classic tale of the "Gingerbread Man," the gingerbread man is tricked by the sly fox. Throughout the story, the gingerbread man manages to outrun various animals like a cow, horse, and even a wolf. But when he meets the fox, the fox uses clever words to convince the gingerbread man to climb onto his back, ultimately leading to his capture.

## What Is the Moral of the Story of the Gingerbread Man?

The moral of the story of the Gingerbread Man is about the dangers of pride and overconfidence. The gingerbread man's boastful attitude and refusal to heed the warnings of others lead to his eventual downfall. It teaches the lesson that being too proud or underestimating others can result in negative consequences.

# What Is the Lesson of the Gingerbread Man?

The lesson of the Gingerbread Man story is about being cautious and not letting arrogance cloud your judgment. It encourages people to listen to advice and avoid underestimating others, no matter how fast or clever they think they are. The story reminds us that sometimes, we can get into trouble if we ignore the wisdom of those around us.

## Wrap Up

In conclusion, making a gingerbread man disguise is a fun and creative way to express yourself. There's no right or wrong way to do it, and the possibilities are endless.

Whether your gingerbread man becomes a superhero, an athlete, or even a funny animal, it will be special because it reflects your creativity. To make your project stand out, plan your design, use bright colors, and have fun with the details.

Don't forget to capture the moment by taking pictures of your work. The best part is, if you use real gingerbread, you get to enjoy your creation after.

So, let your imagination run wild, and remember that the most important thing is to have fun while making your gingerbread man.


[← Previous Post](#)

## Related Posts



## 179+ Innovative Quantitative Project Ideas For Students

[Leave a Comment / General / By Tom Latham](#)



## 119+ Innovative SAE Project Ideas With Animals

[Leave a Comment / General / By Tom Latham](#)

## Leave a Comment

Your email address will not be published. Required fields are marked \*

Type here..

Name\*

Email\*

Website

Save my name, email, and website in this browser for the next time I comment.

**Post Comment »**

## Latest Post

[101+ Most Creative Gingerbread Man Disguise Project Ideas](#)

[191+ Best Rock Cycle Project Ideas](#)

[201+ Funny & Simple Advertisement Ideas For School Project](#)

[235+ Best PJAS Project Ideas](#)

[311+ Creative & Simple Leaf Craft Ideas For School Project](#)

## Categories



Commerce (3)

Computer Science (11)

General (59)

Humanities (13)

STEM (17)



[Disclaimer](#)

[Terms and Conditions](#)

[Privacy Policy](#)



---

Copyright © 2024 Good Project Ideas | All Rights Reserved

