

185+ Innovative Genius Hour Project Ideas



185+ Innovative Genius Hour Project Ideas for Every Interest

[Leave a Comment / General / By Tom Latham](#)

Find fun and easy Genius Hour project ideas that spark creativity and learning. Perfect for students looking to explore their passions!

Genius Hour is all about exploring what excites you! You get to pick a topic you love, learn new things, and create something fun. No rules—just freedom to follow your curiosity.

Here are some project ideas to get you started. Whether you're in 5th grade or high school, these ideas will help you think, create, and have fun. Plus, you get to share your work with others!

Try a science experiment, learn an art skill, or make something with technology. You can even start a project to help your community or teach others. The choice is yours!

Ready to start? Let's dive in and explore what you love!

Table of Contents



1. What is Genius Hour?
2. Why Genius Hour Projects Matter?
3. Choosing a Genius Hour Project
4. Genius Hour Project Ideas
5. How to Brainstorm Ideas for Genius Hour Project
6. Planning and Research
7. The Creative Process
8. Presentation and Sharing
9. Resources and Tools to Support Projects
10. Genius Hour Project Examples
11. Conclusion

What is Genius Hour?

Genius Hour is your time to explore something you're passionate about! You pick a topic that excites you, learn all about it, and create something to show what you've discovered. It's all about having fun while learning something new!

Benefits of Genius Hour for Students

- **Unleashes Creativity:** You get to think freely and try out new ideas.
- **Teaches Self-Learning:** You figure things out by exploring and researching.
- **Improves Problem-Solving:** It helps you think and solve problems in new ways.
- **Keeps You Engaged:** Working on something you love makes learning way more fun!
- **Boosts Communication:** You get to share your ideas and practice talking about them.

Why Genius Hour Projects Matter?

Genius Hour projects matter because they give you the chance to explore something you're really interested in! Instead of just doing regular schoolwork, you pick a topic you care about and learn in your own way. It's about learning skills that will help you now and in the future.

Here's why they matter:

- **Makes Learning Fun:** You get to explore topics that excite you!
- **Teaches Valuable Skills:** You'll learn how to research, solve problems, and think creatively.
- **Helps You Grow:** You take charge of your own learning and time.
- **Boosts Confidence:** Finishing a project you care about makes you feel proud.
- **Opens New Possibilities:** You might find a passion that shapes your future!

Genius Hour is all about exploring what excites you and having fun while you learn!

Choosing a Genius Hour Project

Choosing a Genius Hour project is all about picking something fun and exciting for you! Here's how to find the perfect one:

1. **Think about what excites you:**
 - What are you curious about? Animals, space, sports, or something else? Pick something you're excited to learn more about!
2. **Use your talents:**
 - Are you good at drawing, building, or writing? Choose a project that lets you show off your skills!
3. **Ask a question or solve a problem:**
 - Genius Hour is great for finding answers or solving a problem. What's something you've always wondered about?
4. **Pick something practical:**
 - Can your project help someone or make life easier or more fun? Choose something that can have a real impact!
5. **Make it doable:**
 - Pick a project you can finish in the time you have, but still keeps you excited to work on it.
6. **Be creative:**

- This is your chance to try something new and cool! Let your imagination take the lead.

With these steps, you'll find a project that's fun, interesting, and perfect for you!

Genius Hour Project Ideas

Here are some of the best genius hour project ideas:

Inspiring Genius Hour Project Ideas

1. Make a documentary about a cause you care about.
2. Build a website for something you love.
3. Start a community garden.
4. Write a book for kids.
5. Create a recipe book with healthy meals.
6. Organize a charity event.
7. Build an app to solve a problem.
8. Start a social media campaign for a cause.
9. Design an eco-friendly product.
10. Plan a school talent show.

Genius Hour Project Ideas for 5th Grade

1. Build a birdhouse and watch birds.
2. Try a fun science experiment.
3. Write a story for younger kids.
4. Design a math game.
5. Start a vegetable garden.
6. Make a family tree.
7. Learn about a historical figure.
8. Build a model of a famous place.
9. Make a weather tracker.
10. Test paper airplane designs.

See also [211+ Easy & Unique CAS Project Ideas For Students](#)

Genius Hour Project Ideas for High School

1. Start a blog about a topic you enjoy.
2. Volunteer for a community project.
3. Create a YouTube channel.
4. Make a social awareness campaign.
5. Learn to code and build a website.
6. Create a podcast about your ideas.
7. Research a science topic and share it.
8. Organize a fundraiser for a cause.
9. Start a small business or prototype.
10. Plan an environmental project.

Genius Hour Ideas for Students

1. Start a daily journal or blog.
2. Tutor classmates in a subject.
3. Make an art portfolio.
4. Begin a fitness challenge.
5. Build a DIY project.
6. Create a mobile app.
7. Organize a food drive.
8. Research your dream career.
9. Make a portfolio of your skills.
10. Start a study group.

Genius Hour Project Ideas for 6th Grade

1. Build a simple robot.
2. Start a recycling program.
3. Design your dream house.
4. Write and perform a play.
5. Create a comic strip.
6. Make a solar system model.
7. Learn to knit or crochet.
8. Plan a school talent show.
9. Learn about a historical event.
10. Build an animal habitat.

Genius Hour Project Ideas for Middle School

1. Start a podcast or YouTube channel.
2. Organize a neighborhood clean-up.
3. Create a new board game.
4. Design a website for a cause.
5. Learn a new skill and teach others.
6. Make a time-lapse video.
7. Share tips on self-care.
8. Start a fitness challenge at school.
9. Study renewable energy.
10. Start a book club.

Genius Hour Project Ideas for Elementary Students

1. Build a bird feeder.
2. Start a small plant garden.
3. Write and illustrate a story.
4. Make a weather chart.
5. Test paper airplane designs.
6. Create a time capsule.
7. Draw a map of your neighborhood.
8. Make an animal poster.
9. Start a kindness project.
10. Learn to tie different knots.

Genius Hour Project Ideas for Creative Minds

1. Make an animated video.
2. Design custom t-shirts.
3. Film a short video about your life.
4. Build a Rube Goldberg machine.
5. Start a jewelry-making business.
6. Create a comic book.
7. Learn to play an instrument.
8. Build a treehouse.
9. Start a craft club.
10. Design a logo for a business.

Genius Hour Project Ideas for Creative Writers

1. Write a short story.
2. Make a poetry collection.
3. Create a script for a play.
4. Write a letter to your future self.
5. Start a blog to express your ideas.
6. Write a book about something you care about.
7. Write about a historical figure's life.
8. Create a fairy tale.
9. Collect funny anecdotes.
10. Write a mystery story.

Genius Hour Project Ideas for Science Lovers

1. Build a volcano model.
2. Make a water cycle model.
3. Cook with a solar oven.
4. Create a plant care guide.
5. Track the moon's phases.
6. Test plant growth in different environments.
7. Build a heart or brain model.
8. Make a simple electric circuit.
9. Study the effects of pollution.
10. Build a weather station.

Genius Hour Project Ideas for Nature Lovers

1. Start a nature journal.
2. Create a backyard wildlife habitat.
3. Plant a tree and track its growth.
4. Learn about endangered species.
5. Start a community garden.
6. Collect leaves for a nature collage.
7. Build a birdhouse.
8. Start a seed collection.
9. Organize a clean-up event.
10. Study local wildlife.

Genius Hour Project Ideas for Social Impact

1. Start a campaign for a cause.
2. Organize a charity fundraiser.
3. Collect food for a food bank.
4. Create a public service announcement.
5. Volunteer at a local shelter.
6. Raise awareness for mental health.
7. Organize a blood donation drive.
8. Help senior citizens in your community.
9. Start a recycling initiative.
10. Petition for a local cause.

Genius Hour Project Ideas for Entrepreneurs

1. Design a logo for your business idea.
2. Build a product prototype.
3. Write a business plan.
4. Start a crowdfunding campaign.
5. Create an online store.
6. Plan a pop-up shop event.
7. Start a dog-walking business.
8. Develop a marketing plan.
9. Research successful business models.
10. Start a subscription box.

Genius Hour Project Ideas for Digital Creators

1. Start a YouTube channel.
2. Create a digital art portfolio.
3. Make a podcast.
4. Build and sell a digital product.
5. Design a personal website.
6. Write an eBook and publish it online.
7. Learn to code and create an app.
8. Create a photo album.
9. Make an online tutorial.
10. Create a digital course.

Genius Hour Project Ideas for Music Lovers

1. Learn a new instrument.
2. Write and record a song.
3. Start a school music group.
4. Make a playlist for different moods.
5. Study music theory and compose.
6. Research famous musicians.
7. Design a simple musical instrument.
8. Start a music podcast.
9. Teach others a song or instrument.
10. Organize a music talent show.

Genius Hour Project Ideas for History Buffs

1. Research a historical event.
2. Make a timeline of a famous person.
3. Write a letter from history's point of view.
4. Recreate a historical scene.
5. Study ancient civilizations.
6. Create a historical fiction book club.
7. Visit a museum and share what you learn.
8. Start a history podcast.
9. Create an art project from a historical period.
10. Write about an invention's impact on history.

Genius Hour Project Ideas for Art Enthusiasts

1. Learn a new art technique.
2. Start a sketchbook.
3. Create a mural for your school.
4. Organize an art show.
5. Study an art movement and recreate it.
6. Create a digital art portfolio.
7. Make a comic book.
8. Take photos and create a themed collection.
9. Design greeting cards.
10. Build sculptures from clay.

How to Brainstorm Ideas for Genius Hour Project

Here's how to come up with a fun Genius Hour project:

1. **Think About What You Like:** What do you enjoy? Whether it's drawing, sports, or something else, pick something fun. It'll make the project better!
2. **Find a Problem to Solve:** Is there something you'd like to change? Maybe at home, school, or in your neighborhood? Solving problems is exciting!
3. **Ask "What If?":** Ask yourself fun questions like, "What if I could make this easier?" or "What if I could help someone?" These questions can spark cool ideas.
4. **Be Creative:** Don't limit yourself! Think about things like science, art, or helping others. There are so many ways to be creative.
5. **Use What You're Good At:** What are you already good at? Whether it's building, drawing, or something else, use your skills to make the project easier and more fun!
6. **Look for Inspiration:** If you're stuck, get inspired! Watch videos, talk to people, or search online for ideas. Inspiration is everywhere!
7. **Make It Matter:** Think about how your project can make a difference, even if it's small. It'll make the work more exciting.
8. **Keep It Simple:** Focus on one idea and break it into small steps. This will make your project easier to do.

With these steps, you'll come up with a fun and easy Genius Hour project!

Planning and Research

Here's how to plan and research your Genius Hour project in a simple and fun way:

1. **Pick Your Idea:**
Choose something you're curious about or enjoy. It could be a hobby, a question, or something you want to learn.
2. **Set a Goal:**
Think about what you want to achieve. Do you want to create something, learn something new, or find answers to a question?

3. **Do Some Research:**

Start looking for information. Watch videos, read books, or search online. The more you learn, the better your project will be.

4. **Ask Questions:**

Write down any questions that pop up. Asking questions helps you learn more and keeps you on track.

5. **Break It Down:**

Divide your project into small steps. What should you do first? Taking small steps makes it easier to start.

6. **Gather Supplies:**

Make a list of what you need, like materials or tools. Getting everything ready will make the project go smoothly.

7. **Keep Track:**

Write down what you learn and the progress you make. This helps you stay organized and remember everything.

8. **Ask for Help:**

If you get stuck, ask for help from a teacher, friend, or family member. They can give you advice or ideas.

With these steps, your Genius Hour project will be fun and easy to complete!

The Creative Process

Here's how to go through the creative process in simple steps:

1. **Get Inspired:**

Look for ideas that excite you. Inspiration can come from anything around you—books, music, or even nature.

2. **Brainstorm Ideas:**

Write down all your ideas, no matter how crazy they seem. Just get them on paper!

3. **Pick Your Favorite:**

Choose the idea that feels the best or most exciting to work on.

4. **Make a Plan:**

Break your idea into small steps. What's the first thing you need to do?

5. **Start Creating:**

Begin working on your project! Don't worry about it being perfect—just start.

6. **Make Changes if Needed:**

As you work, feel free to change things or try new ideas. The process is about

experimenting.

7. **Finish and Reflect:**

When you're done, look at your work. Think about what you've learned and what you could do better next time.

This simple process will help you stay creative and have fun while making something awesome!

Presentation and Sharing

Here's how to present and share your project in a simple and fun way:

1. **Plan Your Presentation:**

Decide how you want to share your work. Will you talk about it, show pictures, or maybe use a video? Pick what feels right for you.

2. **Organize Your Ideas:**

Break it into three parts: start with what your project is about, explain how you worked on it, and finish with what you learned.

3. **Use Visuals:**

Add pictures, drawings, or videos to make your presentation more exciting and easier to understand.

4. **Practice First:**

Try presenting in front of a mirror or a friend. This helps you feel more confident and comfortable.

5. **Get Your Audience Interested:**

Speak clearly, smile, and make eye contact. Share fun facts or stories to keep everyone interested.

6. **Present with Confidence:**

Talk about what inspired you, how you created your project, and show off your final work.

7. **Answer Questions:**

Be ready to answer any questions. Just explain what you know and share your thoughts.

8. **Celebrate Your Success:**

After presenting, take a moment to feel proud. You worked hard and shared something awesome!

See also [249+ Best Pythagorean Spiral Project Ideas: Spiral Symphonies](#)

These steps will help you present your project in a way that's fun and easy for everyone to enjoy!

Resources and Tools to Support Projects

Here's a simple guide to resources and tools that can help with your project:

Online Research

- Use search engines like Google to find information.
- Check websites, videos, and articles related to your topic.
- Explore educational platforms like Khan Academy or YouTube for tutorials.

Books and Magazines

- Visit your local library or download eBooks. Look for books, guides, or magazines that match your project theme.

Apps and Software

- Use tools like Canva for design or presentations.
- Try apps like Notion or Trello to organize your work.
- If you're coding, tools like Scratch or Python are great for beginners.

Materials and Supplies

Make a list of items you'll need, like paper, craft materials, or tools. Check stores or use recycled materials when possible.

Mentors and Experts

Ask teachers, friends, or family members for advice. You can also reach out to experts online or in your community.

Creative Tools

- Use art supplies, like markers, paints, or clay, for creative projects.
- For videos, try editing tools like iMovie or CapCut.
- If making a model, consider kits or basic DIY tools.

Collaboration Tools

Work with others using tools like [Google Docs](#) or Zoom. They make sharing ideas and working together easier.

Inspirational Resources

Check Pinterest for creative ideas or TED Talks for motivation. Seeing what others have done can spark new ideas.

By using these resources, you'll have everything you need to make your project amazing!

Genius Hour Project Examples

Here are some **fun and simple Genius Hour project ideas** to spark your creativity:

Creative Projects

- Write and draw your own comic book.
- Design a board game about something you love.
- Make a short movie with your friends.
- Create a scrapbook or photo journal about your favorite memories.

Science and Technology

- Build a tiny robot or a cool gadget.
- Experiment with making clean energy, like a solar oven.
- Code a simple game or website.
- Study how plants grow under different conditions.

Arts and Crafts

- Paint a mural that tells a story.
- Learn a new instrument and make your own song.
- Craft something awesome from recycled materials.
- Try pottery or sculpt something cool.

Personal Growth

- Start a daily journal and see how it changes your mood.
- Plan a fitness or mindfulness challenge for yourself.
- Research ways to live more sustainably and try them out.
- Create a kindness project to help others.

Community and World Issues

- Find ways to reduce food waste in your neighborhood.
- Start a mini campaign for an important cause.
- Collect donations for a local charity.
- Teach others about a cultural tradition you love.

History and Culture

- Build your family tree and learn fun stories about your ancestors.
- Cook a recipe from a different culture or time in history.
- Create a video about a cool historical place near you.
- Explore how someone famous changed the world.

Just for Fun

- Design your dream theme park with rides and games.
- Test DIY life hacks to see if they work.
- Build a tiny model of your dream house.
- Explore how your favorite video game was made and create a level for it.

These ideas are all about having fun, exploring what you love, and learning something new. Which one feels like *your* project?


Conclusion

In conclusion, Genius Hour projects are a fun way to explore what you love and learn something new. Whether you're building something, making a game, or researching a cool topic, the choice is yours! When you get to pick your own project, it helps you think on your own and solve problems.

Celebrating everyone's unique ideas makes it even more exciting. Most of all, Genius Hour sparks a love for learning that lasts. So, what's your next project going to be? The possibilities are endless!


[← Previous Post](#)

Related Posts



179+ Innovative Quantitative Project Ideas For Students

[Leave a Comment](#) / [General](#) / [By Tom Latham](#)



119+ Innovative SAE Project Ideas With Animals

[Leave a Comment](#) / [General](#) / [By Tom Latham](#)

Leave a Comment

Your email address will not be published. Required fields are marked *

Type here..

Name*

Email*

Website

Save my name, email, and website in this browser for the next time I comment.

Post Comment »

Latest Post

[185+ Innovative Genius Hour Project Ideas for Every Interest](#)

[171+ Best Science Fair Project Ideas For 8th Grade Students](#)

[27+ Best Science Project Ideas For Class 10 Working Model](#)

[159+ Best Final Year Project Ideas For Web Development](#)

[131+ Great DSA Project Ideas to Level Up Your Programming](#)


Categories

[Commerce \(3\)](#)

[Computer Science \(11\)](#)

[General \(69\)](#)

[Humanities \(13\)](#)



[Disclaimer](#)

[Terms and Conditions](#)

[Privacy Policy](#)



Copyright © 2024 Good Project Ideas | All Rights Reserved

