

444+ Simple Christmas Tree School Project Ideas



444+ Simple Christmas Tree School Project Ideas For Students

[Leave a Comment](#) / [General](#) / [By Tom Latham](#)

Looking for creative Christmas tree school project ideas? Explore fun and easy projects that will inspire students to celebrate the holiday season with arts, crafts, and science-based activities.

Have you ever wondered how to make a unique and creative Christmas tree for a school project? Christmas trees are a symbol of holiday joy, but they can also be a fun way to learn and explore different materials, designs, and themes.

Every year, students across the world create diverse Christmas tree projects that showcase their creativity and imagination. According to a study by the National Christmas Tree Association, over 25 million real Christmas trees are sold in the United States every year.

Imagine how many creative school projects are made using these iconic trees as inspiration. Whether you're in elementary school or high school, there are endless ways to make your own Christmas tree project special.

You can use simple materials like paper, cardboard, or even recycled items to create a beautiful display. Whether you prefer something modern, traditional, or abstract, there's a perfect Christmas tree idea for everyone. Let's dive into some of the best and most fun Christmas tree project ideas that you can try this holiday season!

Table of Contents



1. What Is The Significance Of Christmas Trees?
2. Why Are Christmas Tree Projects Popular In Schools?
3. How Can I Make A Small Christmas Tree?
4. How Do You Draw A Simple Christmas Tree Easy?
5. What Can Kids Make For Christmas?
6. Christmas Tree School Project Ideas For Students
7. Easy Christmas Tree Craft Ideas for Kids
8. Creative Christmas Tree Project Ideas
9. Educational Christmas Tree Projects
10. Tips for Successful Christmas Tree Projects
11. Easy Christmas Crafts for Kids
12. Wrap Up

What Is The Significance Of Christmas Trees?

Christmas trees are a beloved symbol of the holiday season. They hold deep cultural, spiritual, and historical meanings that make them special to people around the world.

- **Symbol of Life:** Christmas trees, particularly evergreens, represent eternal life since they stay green throughout the cold winter months.

- **Historical Tradition:** The tradition of decorating Christmas trees started in 16th-century Germany and gradually spread globally.
- **Represents Hope:** The tree symbolizes renewal and hope, as it brings life and warmth to the darkest time of the year.
- **Significance of Decorations:** The ornaments, lights, and star or angel on top of the tree symbolize love, light, and guidance.
- **Family and Togetherness:** The tree is a focal point for family gatherings, bringing people together to celebrate the season.

Why Are Christmas Tree Projects Popular In Schools?

Christmas tree projects are a favourite among students and teachers alike. These projects encourage creativity, learning, and festive fun.

- **Encourages Creativity:** Students can explore different materials and design ideas, making it a perfect activity for creative expression.
- **Cultural Learning:** They offer a chance to teach students about the historical and cultural importance of Christmas trees.
- **Simple and Fun:** Christmas tree projects are easy to create, allowing students of all ages to participate and enjoy.
- **Promotes Teamwork:** When done as a group, these projects help students work together, building cooperation and social skills.
- **Festive Atmosphere:** These projects bring a joyful and festive spirit to the classroom, making learning more enjoyable during the holidays.

How Can I Make A Small Christmas Tree?

Here are a few easy steps to create a small Christmas tree:

Materials Needed

- A small cone or cardboard tube (for the base)
- Green construction paper or felt
- Scissors
- Glue or tape
- Small decorations (like buttons, beads, or star-shaped stickers)

- Ribbon or string (optional)

Steps

- Cut the green paper into small triangle shapes or strips.
- Wrap the cone or tube with the green paper to create the tree's body.
- Stack the triangle shapes or strips on top, starting from the bottom, to create a layered effect.
- Glue or tape each layer in place.
- Add small decorations like buttons, beads, or even tiny paper ornaments.
- Top it off with a star or another small decoration.

How Do You Draw A Simple Christmas Tree Easy?

Follow these steps to draw an easy Christmas tree:

1. **Start with a Triangle:** Draw a large triangle for the tree's shape.
2. **Draw Layers:** Inside the triangle, draw two or three more smaller triangles stacked on top of each other. These represent the tree's branches.
3. **Add a Tree Trunk:** At the bottom of the large triangle, draw a small rectangle for the trunk.
4. **Decorate:** Add circles or dots on the branches for ornaments. You can also draw a star on top of the tree.
5. **Final Touches:** Draw some wavy lines for tinsel or garlands, and maybe some snowflakes around the tree.

What Can Kids Make For Christmas?

Here are some fun and easy Christmas crafts for kids:

1. **Paper Plate Santa:** Use a paper plate to create a simple Santa face with cotton balls for his beard.
2. **Handprint Christmas Tree:** Have kids trace their hands on green paper, cut them out, and stack them to form a Christmas tree.
3. **Christmas Cards:** Let kids create personalized Christmas cards with drawings, stickers, and glitter.

4. **Pinecone Ornaments:** Collect pinecones and decorate them with paint, glitter, or ribbons to make festive ornaments.
5. **Paper Snowflakes:** Show kids how to fold and cut paper to create beautiful snowflakes to hang up around the house.

Christmas Tree School Project Ideas For Students

Here is a massive collection of Christmas tree project ideas, categorised by material, theme, and creativity level. These ideas are perfect for students from kindergarten to high school.

Paper-Based Christmas Tree Projects

1. Origami Christmas Tree
2. 3D Paper Christmas Tree
3. Paper Tree Card with Pop-Up Design
4. Christmas Tree Made from Coloured Paper
5. Magazine Roll Christmas Tree
6. Paper Plate Christmas Tree
7. Accordion-Style Paper Tree
8. Snowflake Paper Tree
9. Recycled Paper Christmas Tree
10. Paper Mache Christmas Tree
11. Paper Bag Christmas Tree
12. Christmas Tree Cut-Outs from Old Newspapers
13. Paper Stencil Christmas Tree
14. DIY Paper Bag Christmas Tree
15. Layered Paper Christmas Tree Design
16. Christmas Tree Gift Wrap Paper Collage
17. Decorated Christmas Tree from Old Cards
18. Handprint Paper Christmas Tree
19. Watercolour Christmas Tree on Paper
20. Stamped Paper Christmas Tree using Potato Stamps

Recycled Material Christmas Tree Projects

21. Christmas Tree from Bottle Caps
22. Old CD Tree Art
23. Plastic Spoon Christmas Tree
24. Christmas Tree Using Egg Cartons
25. Cardboard Tube Tree Sculpture
26. Bottle Tree Tower
27. Plastic Bottle Christmas Tree
28. Recycled Paper Tree with Buttons
29. Cardboard Box Christmas Tree
30. Tinfoil Christmas Tree
31. Recycled Newspaper Christmas Tree
32. Cereal Box Tree Craft
33. Tin Can Christmas Tree
34. Wooden Popsicle Stick Tree
35. Junk Mail Christmas Tree Collage
36. Old Shoe Box Christmas Tree
37. Recycled Plastic Christmas Tree
38. Magazine Collage Tree Design
39. Soda Can Tree
40. Popcorn Garland Christmas Tree

Natural Material Christmas Tree Projects

41. Pinecone Christmas Tree
42. Twig-Based Christmas Tree
43. Dried Flower and Leaf Christmas Tree
44. Seashell Christmas Tree
45. Driftwood Christmas Tree
46. Coconut Shell Christmas Tree
47. Bamboo Sticks Christmas Tree
48. Christmas Tree from Tree Branches
49. Pressed Flower Christmas Tree
50. Acorn Christmas Tree
51. Cottonwood Bark Tree
52. Natural Pine Tree Made of Leaves
53. Pea Pods Christmas Tree
54. Pine Needle Christmas Tree
55. Twigs and Pinecones as Ornaments

56. Tree from Dried Moss
57. Natural Pebbles and Stones Christmas Tree
58. Hemp Rope Christmas Tree
59. Autumn Leaf Christmas Tree Collage
60. Burlap Sack Christmas Tree

See also [139+ Best Capstone Project Ideas for STEM Students in 2024](#)

Fabric and Textile Christmas Tree Projects

61. Felt Christmas Tree with Detachable Ornaments
62. Fabric Christmas Tree with Buttons
63. Wool-Wrapped Cone Tree
64. T-shirt Christmas Tree Collage
65. Sewn Christmas Tree with Felt
66. Crochet Christmas Tree
67. Denim Scrap Tree
68. Patchwork Fabric Christmas Tree
69. Tie-Dye Christmas Tree
70. DIY Fabric Christmas Tree Skirt
71. Fabric Scraps Christmas Tree Garland
72. Wool Felt Christmas Tree
73. Recycled Clothes Christmas Tree
74. Hand-Sequined Fabric Christmas Tree
75. Tulle Christmas Tree Decoration
76. Pillowcase Christmas Tree
77. Knitted Christmas Tree
78. Patchwork Christmas Tree from Old Clothes
79. Christmas Tree with Felt Ornaments
80. Patchwork Tree on Canvas

Edible Christmas Tree Projects

81. Cupcake Christmas Tree
82. Gingerbread Christmas Tree
83. Chocolate Cone Christmas Tree
84. Fruit Skewer Christmas Tree

85. Candy Cane Christmas Tree
86. Rice Krispies Christmas Tree
87. Marshmallow Christmas Tree
88. Cookie Tree
89. Edible Candy Christmas Tree
90. Brownie Christmas Tree
91. Fruit Tree Collage
92. Vegetable Christmas Tree Design
93. Donut Christmas Tree
94. Christmas Tree Cake
95. Jelly Bean Christmas Tree
96. Sugar Cookie Christmas Tree
97. Cereal Christmas Tree Decoration
98. Candy Wrapper Christmas Tree
99. Ice Cream Cone Tree
100. Popcorn Christmas Tree

STEM and Technology-Inspired Christmas Tree Projects

101. LED-Lighted Christmas Tree
102. Circuit Christmas Tree
103. 3D Printed Christmas Tree
104. Mini Solar-Powered Christmas Tree
105. Smart Christmas Tree with App Controls
106. Arduino-Controlled Christmas Tree Lights
107. Interactive Touch-Sensitive Christmas Tree
108. Moving Motorized Christmas Tree
109. Digital Christmas Tree with Screen Animation
110. Bluetooth Enabled Christmas Tree Lights
111. Tree with Rotating LED Lights
112. Electric-Powered Mini Christmas Tree
113. RFID Christmas Tree Design
114. App-Driven Virtual Christmas Tree
115. Smartphone-Controlled Christmas Tree Decor
116. 3D Laser Cut Christmas Tree Models
117. Virtual Reality Christmas Tree Experience
118. DIY Powered Christmas Tree

- 119. Christmas Tree with Arduino and Light Effects
- 120. Robotic Arm Christmas Tree Decoration

Artistic and Painting Christmas Tree Projects

- 121. Abstract Christmas Tree Art
- 122. Christmas Tree Watercolour Painting
- 123. Acrylic Christmas Tree Painting
- 124. Pointillism Christmas Tree Art
- 125. Canvas Tree with Mixed Media
- 126. Glow-in-the-Dark Christmas Tree Painting
- 127. Tree Silhouette Art with Pastels
- 128. Christmas Tree in a Snow Globe
- 129. Zentangle Christmas Tree
- 130. Watercolour Christmas Tree Collage
- 131. Finger Painting Christmas Tree
- 132. Christmas Tree Using Stencils and Spray Paint
- 133. Tree with Glitter Paint
- 134. Christmas Tree Drawing with Chalk
- 135. Rainbow Watercolour Tree
- 136. Tree Mural Art for Classroom
- 137. Christmas Tree Mosaic Art
- 138. Oil Painting of a Christmas Tree Scene
- 139. Handprint Christmas Tree Poster
- 140. Christmas Tree on a Wooden Board

Miniature Christmas Tree Models

- 141. Christmas Tree in a Mason Jar
- 142. Miniature Desk Christmas Tree
- 143. Clay Christmas Tree Model
- 144. Tiny Felt Christmas Tree
- 145. DIY Miniature Pine Tree
- 146. Mini Teacup Christmas Tree
- 147. Mini Clay Pot Christmas Tree
- 148. Miniature Snow Globe Christmas Tree
- 149. Miniature Cardboard Tree
- 150. Dollhouse Miniature Christmas Tree

151. Miniature LED Light Christmas Tree
152. Small Yarn-Wrapped Christmas Tree
153. Tiny Wooden Christmas Tree Decoration
154. Miniature Origami Tree
155. Mini Tree from Beads and Wire
156. Miniature Holiday Village Tree
157. Miniature Plastic Spoon Christmas Tree
158. Miniature Branch Christmas Tree
159. Miniature String Lights Christmas Tree
160. Christmas Tree Inside a Box Frame

Group or Collaborative Tree Projects

161. Giant Classroom Christmas Tree Mural
162. Class Project with Personalised Ornaments
163. Community Eco-Friendly Christmas Tree
164. Collaborative Tree from Old Book Pages
165. Christmas Tree with Hand-Painted Ornaments by Classmates
166. Giant Christmas Tree with Paper Snowflakes
167. Group Project Tree with Glitter and Decorations
168. Multi-Cultural Tree with Global Traditions
169. Tree Made with Messages of Kindness from Students
170. Community Tree of Lights (Decorated by Students)
171. Group Yarn-Wrapped Christmas Tree
172. Class-Made Advent Calendar Tree
173. DIY Tree with Student Drawings as Ornaments
174. Class Christmas Tree Collage with Craft Materials
175. Class Tree with Decorated Paper Chains
176. Tree of Hope for School Charity Events
177. Collaborative Tree with Recycled Materials
178. Giant Classroom Cardboard Christmas Tree
179. Classroom Christmas Tree with Handprint Decorations
180. Paper Straws Tree for the Classroom

Other Creative Christmas Tree Ideas

181. Christmas Tree from Clay Tiles
182. Geometric Paper Tree Decoration

183. Snowy Branch Tree Art
184. Felt Tree with Velcro Ornaments
185. Interactive Christmas Tree with Spinning Parts
186. Christmas Tree from Tin Foil Wrapping Paper
187. Glow-In-The-Dark Christmas Tree Decoration
188. Miniature Christmas Tree with Clay Figures
189. Magnetic Christmas Tree with Ornaments
190. Holiday Traditions Christmas Tree (Draw, Write, Decorate)
191. Painted Tree on Fabric Banner
192. Christmas Tree in a Box with Faux Snow
193. Mosaic Tree from Broken Ceramic Pieces
194. Christmas Tree with Handwritten Family Wishes
195. Scented Pine Needle Tree Craft
196. DIY Snowy Christmas Tree in a Frame
197. Paper Roll Christmas Tree Garland
198. Light-Up Paper Christmas Tree Lantern
199. Wooden Block Christmas Tree Puzzle
200. Christmas Tree with Childhood Photos

Interactive Christmas Tree Projects

201. Christmas Tree with Removable Ornaments
202. Christmas Tree with LED Lights and Motion Sensors
203. Interactive Christmas Tree Using QR Codes
204. Tree with Sound Effects (Jingle Bells, etc.)
205. Animated Christmas Tree with Projected Images
206. Christmas Tree with Velcro Attachments for Ornaments
207. Touch-Sensitive Christmas Tree with Light Changes
208. Tree with Customizable LED Colors Controlled by a Remote
209. Christmas Tree with Hidden Surprises Behind Decorations
210. Interactive Tree with a Puzzle for Kids to Complete

Environmental-Themed Christmas Tree Projects

211. Recycled Plastic Bottle Christmas Tree
212. Solar-Powered Christmas Tree
213. Christmas Tree Made from Recycled Paper
214. Eco-Friendly Natural Material Tree

215. Upcycled Christmas Tree Using Old Clothes
216. Sustainable Tree from Wooden Pieces
217. Christmas Tree with Organic Ornaments (Leaves, Flowers)
218. Solar-Powered LED Tree Lights
219. Green Energy Christmas Tree (Windmill or Solar-Powered)
220. Educational Tree Project on Recycling and Sustainability

Christmas Tree Projects for Different Holidays or Cultures

221. Traditional German Christmas Tree (Tinsel, Candles)
222. Mexican Piñata Christmas Tree
223. Russian Fabergé-Inspired Tree Design
224. Nordic Minimalist Christmas Tree
225. African Themed Christmas Tree with Traditional Decorations
226. Japanese Origami-Inspired Christmas Tree
227. Chinese Paper Lantern Christmas Tree
228. Hanukkah Tree with Blue and White Decorations
229. Indigenous Australian Christmas Tree with Aboriginal Art
230. Indian Cultural Christmas Tree with Bright Colours

Creative and Artistic Christmas Tree Projects

231. Graffiti Art Christmas Tree on Canvas
232. Jackson Pollock-Inspired Christmas Tree Art
233. Tree Designed with Geometric Shapes and Patterns
234. Watercolor Tree with Snow Effect
235. Chalk Art Christmas Tree
236. Abstract Expressionism Christmas Tree Art
237. Christmas Tree Made with Clay Sculptures
238. Collage Christmas Tree Made with Old Magazine Cuttings
239. Tree Art Using Mixed Media (Paint, Fabric, Paper)
240. Minimalist Black and White Christmas Tree Design

Themed Christmas Tree Projects

241. Superhero Christmas Tree

- 242. Under the Sea Christmas Tree (Ocean-Themed)
- 243. Star Wars-Themed Christmas Tree
- 244. Jungle Animal Christmas Tree
- 245. Space-Themed Christmas Tree with Planets and Stars
- 246. Winter Wonderland Tree with Snowflakes and Icicles
- 247. Candyland Christmas Tree with Sweet Decorations
- 248. Toy Story-Inspired Christmas Tree
- 249. Vintage Christmas Tree with Retro Decorations
- 250. Winter Sports-Themed Christmas Tree

Christmas Tree with Recycled Technology Projects

- 251. Christmas Tree with Old CDs and DVDs
- 252. Digital Screen Christmas Tree with Scrolling Messages
- 253. Christmas Tree Made from Old Computer Parts
- 254. Old Keyboard Christmas Tree Art
- 255. Recycled Circuit Board Christmas Tree
- 256. Phone Case Christmas Tree
- 257. Christmas Tree Using Old Mobile Phone Screens
- 258. USB Drive Tree Ornament
- 259. Christmas Tree with Old Circuitry Wire Decorations
- 260. Recycled Laptop Parts Christmas Tree

Christmas Tree Craft with Nature and Garden Themes

- 261. Flower Pot Christmas Tree
- 262. Herb Garden Christmas Tree
- 263. Leaf and Petal Collage Christmas Tree
- 264. Garden Gnome Christmas Tree
- 265. Tree with Flowering Ornaments
- 266. Succulent Christmas Tree
- 267. Christmas Tree Using Sticks and Stones
- 268. Leaf-Painted Tree Design
- 269. Tree Made with Seeds and Beads
- 270. Wooden Garden Stake Christmas Tree

Christmas Tree with 3D Elements

- 271. Christmas Tree Model with Moving Parts
- 272. 3D Paper Tree with Fold-Out Ornaments
- 273. Christmas Tree in a Box with Layers
- 274. Pop-Up Christmas Tree Card
- 275. 3D Christmas Tree with Interactive Sections
- 276. 3D-Printed Christmas Tree with Detachable Sections
- 277. Origami 3D Christmas Tree with Layers
- 278. Folded Paper Christmas Tree Model
- 279. DIY Styrofoam Christmas Tree with 3D Decorations
- 280. Cardboard 3D Christmas Tree Structure

See also [215+ Captivating Biome Project Ideas for Students](#)

Christmas Tree Model Making with Unique Materials

- 281. Ice Christmas Tree Model
- 282. Salt Dough Christmas Tree Sculpture
- 283. Air-Dried Clay Christmas Tree
- 284. Styrofoam Christmas Tree with Beads and Sequins
- 285. Plaster of Paris Christmas Tree Art
- 286. Concrete Miniature Christmas Tree
- 287. Model Christmas Tree Using Wooden Beads
- 288. Tree Made with String and Thumbtacks
- 289. Aluminium Foil Christmas Tree
- 290. Foam Sheet Christmas Tree Design

Christmas Tree with Puzzle or Game Elements

- 291. Puzzle Piece Christmas Tree
- 292. Jigsaw Puzzle Tree with Hidden Picture
- 293. Board Game Christmas Tree
- 294. Tree with Hidden Puzzle Pieces to Find
- 295. DIY Christmas Tree with Rotating Puzzle Ornaments
- 296. Christmas Tree Made from Game Card Decks
- 297. Christmas Tree with Interactive Memory Game
- 298. Connect the Dots Christmas Tree
- 299. Christmas Tree Puzzle with Magnetic Pieces

300. Christmas Tree Board Game with Playable Characters

Themed Christmas Tree Using Traditional Art and Craft

301. Felt Christmas Tree with Hand-Stitched Ornaments

302. Embroidered Christmas Tree with Threads

303. Embossed Christmas Tree on Wood

304. Cross-Stitch Christmas Tree Design

305. Needlepoint Christmas Tree Decoration

306. Handmade Pottery Christmas Tree

307. Quilted Fabric Christmas Tree

308. Handmade Ceramic Christmas Tree

309. Hand-Carved Wooden Christmas Tree

310. Painted Clay Pot Christmas Tree

Christmas Tree Models with Light and Shadow Effects

311. Shadow Christmas Tree with Silhouette Art

312. Christmas Tree with Illuminated Ornaments

313. Laser-Cut Christmas Tree with Light Effects

314. LED Light Christmas Tree with Shifting Colours

315. Christmas Tree with Moving Light Projections

316. Shadow Box Christmas Tree

317. Stained Glass Christmas Tree

318. Paper Lantern Christmas Tree with Lights

319. Backlit Christmas Tree with Projected Snowflakes

320. Christmas Tree with Black Light Decorations

Special Effects Christmas Tree Projects

321. Glitter-Filled Christmas Tree

322. Fuzzy Christmas Tree with Cotton Balls

323. Christmas Tree Covered in Fake Snow

324. Sparkling Tree with Glitter Spray

325. Fluffy Cloud Christmas Tree

326. Glow-in-the-Dark Christmas Tree Ornaments

- 327. Christmas Tree with Flashing Lights and Sound Effects
- 328. Foam Snow Christmas Tree Decoration
- 329. Christmas Tree with Moving Star Effects
- 330. Water-Cooled Christmas Tree for Science Experiment

Christmas Tree as a Social Message Project

- 331. Peace Tree with Dove Decorations
- 332. Tree of Kindness with Student Messages
- 333. Charity Christmas Tree with Donation Requests
- 334. Anti-Bullying Christmas Tree Project
- 335. Tree with Messages for Sustainability and the Environment
- 336. Christmas Tree Celebrating Diversity
- 337. Thankful Tree with Gratitude Notes
- 338. Community Christmas Tree with Local Messages
- 339. Equality Tree with Equal Rights Messages
- 340. Green Christmas Tree with Eco-Friendly Tips

Other Fun Christmas Tree Ideas

- 341. Snowman-Shaped Christmas Tree
- 342. Christmas Tree as a Dollhouse
- 343. Balloon Christmas Tree
- 344. Recycled Toy Christmas Tree
- 345. Cotton Candy Christmas Tree
- 346. Chocolate Chip Christmas Tree
- 347. LED Starry Christmas Tree
- 348. Pine Cone Elf Christmas Tree
- 349. Musical Christmas Tree with Bells
- 350. Christmas Tree Made from Play-Doh

Christmas Tree with Fun Textures

- 351. Christmas Tree Made with Soft Fabric and Fleece
- 352. Textured Christmas Tree Using Pom Poms and Felt
- 353. Spiky Christmas Tree Using Pompoms or Yarn
- 354. Sensory Christmas Tree with Different Materials (e.g., velvet, sandpaper, etc.)
- 355. Fuzzy Christmas Tree Using Fake Fur

- 356. Bumpy Christmas Tree with Foam Shapes
- 357. Christmas Tree with Paper Towel or Tissue Paper Layers
- 358. String-Wrapped Christmas Tree with Textural Appeal
- 359. Christmas Tree with Knitted Patterns
- 360. Christmas Tree Decorated with Yarn Balls for a Soft Look

3D Christmas Tree Sculptures

- 361. Christmas Tree Sculpture Made from Clay
- 362. Wireframe Christmas Tree with Twisted Metal
- 363. Sculpture of a Christmas Tree Using Plaster Molding
- 364. Pipe Cleaner Christmas Tree Model
- 365. Christmas Tree Made from Paper Mâché
- 366. Foam Sculpture of a Christmas Tree with Decorative Touches
- 367. Christmas Tree Out of Cardboard Cutouts
- 368. Christmas Tree Carved from Wood
- 369. Recycled Bottle Sculpture Christmas Tree
- 370. Styrofoam Christmas Tree with Cut-out Sections

Christmas Tree Designs Based on Seasons

- 371. Summer Christmas Tree with Tropical Decorations
- 372. Spring-Themed Christmas Tree with Flower Ornaments
- 373. Autumn Leaves Christmas Tree
- 374. Snowfall-Themed Christmas Tree with Icicles
- 375. Rainy Christmas Tree with Umbrella Decorations
- 376. Beach Christmas Tree with Seashell Ornaments
- 377. Fall Harvest Christmas Tree
- 378. Spring Blossom Christmas Tree
- 379. Holiday-Themed Tree for the Winter Solstice
- 380. Seasonal Change Tree Representing Different Weather

Modern and Contemporary Christmas Trees

- 381. Minimalist Black-and-White Christmas Tree
- 382. Geometric-Shaped Christmas Tree
- 383. Transparent Acrylic Christmas Tree
- 384. Futuristic Christmas Tree with LED Strips

385. Abstract Art Christmas Tree Design
386. Metallic Christmas Tree with Gold/Silver Finish
387. Neon Light Christmas Tree
388. Digital Projection Christmas Tree (interactive)
389. Floating Christmas Tree with Transparent Materials
390. Transparent Glass Christmas Tree with Simple Decorations

Digital Christmas Tree Projects

391. Christmas Tree Digital Wallpaper for Classrooms
392. Animated Christmas Tree GIFs for Presentations
393. Interactive Christmas Tree App for Virtual School Events
394. Christmas Tree App with Customizable Features
395. Christmas Tree Projection Mapping Using Digital Tools
396. Create a Digital Christmas Tree Design Using Design Software
397. Virtual Reality Christmas Tree Experience
398. Christmas Tree with a Digital Countdown Timer
399. Animated Christmas Tree for Class Websites
400. Digital Storybook Tree Using Animation Software

Sensory and Interactive Christmas Tree Ideas

401. Christmas Tree with Sound Sensitivity (Music Plays When Touched)
402. Multi-Sensory Christmas Tree with Lights, Sounds, and Smells
403. Interactive Christmas Tree with Voice Commands
404. Christmas Tree with Touch Buttons That Trigger Effects
405. Light-Up Christmas Tree with Pressure Sensors
406. Sensory Christmas Tree with Different Textures for Tactile Learning
407. Christmas Tree with Embedded Buttons for Music Playback
408. Christmas Tree with Changing Lights Controlled by a Mobile App
409. Tree with Interactive Screens for Virtual Participation
410. A Tree That Changes Colors with Movement

Christmas Tree-Themed Science Projects

411. Gravity Experiment with Christmas Tree Ornaments
412. Physics of Christmas Lights: Simple Circuit Tree Design
413. Chemical Reaction Christmas Tree (Baking Soda & Vinegar)

- 414. Christmas Tree Designed to Demonstrate Forces (Push/Pull)
- 415. Demonstrating Reflection and Refraction with a Christmas Tree
- 416. Plant Growth and Christmas Tree Project (Grow a Mini Christmas Tree)
- 417. Solar-Powered Christmas Tree Experiment
- 418. Christmas Tree Made with Materials That Absorb or Reflect Heat
- 419. DIY Christmas Tree Model with Simple Machines
- 420. Magnetic Christmas Tree with Floating Ornaments

Christmas Tree for Community or Charity Projects

- 421. Tree for Collecting Toys for Charity
- 422. Community Christmas Tree with Donation Box
- 423. Adopt-a-Family Christmas Tree with Gift Tag Wishes
- 424. Charity Christmas Tree for Local Hospitals
- 425. Giving Tree with Inspirational Messages
- 426. Christmas Tree for Homeless Shelter Donations
- 427. Collaborative School Christmas Tree for Fundraising
- 428. Virtual Charity Christmas Tree with Online Donations
- 429. Handwritten Blessing Tree for the Needy
- 430. School-Wide Tree Project for Collecting Food for Families

Christmas Tree for Virtual or Digital Presentations

- 431. Christmas Tree Template for PowerPoint Presentation
- 432. Virtual Classroom Christmas Tree with Student Contributions
- 433. Digital Christmas Tree for Video Conference Meetings
- 434. Virtual Tree with Digital Decorations in Classroom Software
- 435. Christmas Tree with Video Clip Decorations
- 436. Create an Animated Christmas Tree for School Blogs
- 437. Class-Specific Christmas Tree with Student Photos
- 438. Interactive Christmas Tree Game Online
- 439. Animated Christmas Tree Video for School Social Media
- 440. Christmas Tree Template for Online Greeting Cards

Holiday Spirit Christmas Tree Projects

- 441. Advent Calendar Christmas Tree with Hidden Surprises
- 442. Thankfulness Tree with Gratitude Notes for the Classroom

443. Giving Back Christmas Tree with Volunteer Opportunities
444. Adventurous Christmas Tree with Each Day Featuring a Fun Activity
445. Christmas Tree for Expressing Joy (with Happy Messages)
446. Christmas Tree of Wishes with Student Dreams and Goals
447. A Giving and Receiving Tree with Acts of Kindness
448. Christmas Tree to Celebrate the Spirit of Giving
449. Tree with a New Year's Countdown
450. Christmas Tree Featuring Holidays from Around the World

See also [219+ Brilliant Mitzvah Project Ideas For Students](#)

Educational Christmas Tree Ideas

451. Math-Themed Christmas Tree with Numbers as Decorations
452. History-Themed Christmas Tree with Historical Figures and Events
453. Geography Christmas Tree Featuring World Landmarks
454. Christmas Tree of Famous Literary Characters
455. Science Christmas Tree Featuring Chemical Elements
456. Literature-Themed Christmas Tree with Book Quotes
457. Alphabetical Christmas Tree with Letters and Words
458. Solar System Christmas Tree with Planets and Stars
459. Christmas Tree Showcasing Key Historical Moments
460. Time Capsule Christmas Tree with Items from Current Year

Personalised Christmas Tree Projects

461. Family Tree Christmas Project (Using Family Photos)
462. Personalized Christmas Tree with Each Student's Favorite Colors
463. Tree with Each Student's Hobbies or Talents Displayed
464. Name-Tag Christmas Tree with Classmates' Names
465. A Tree with Personal Messages and Poems from Students
466. Create a Family Tradition Tree with Personalized Ornaments
467. Christmas Tree with Customized Gifts or Handcrafted Decorations
468. Personal Christmas Tree Using Favourite Animals or Icons
469. Tree with Special Messages from Students to Their Parents
470. Memory Lane Tree Featuring Class Moments and Photos

Christmas Tree Model Based on Fairy Tales or Stories

471. Snow White-Themed Christmas Tree
472. Gingerbread House Tree for a Sweet Holiday Vibe
473. Alice in Wonderland Christmas Tree
474. The Nutcracker-Themed Christmas Tree
475. Wizard of Oz-Inspired Christmas Tree
476. Christmas Tree Based on the Chronicles of Narnia
477. Peter Pan-Themed Christmas Tree
478. Beauty and the Beast Christmas Tree
479. Little Red Riding Hood Christmas Tree
480. The Hobbit-Inspired Christmas Tree

Christmas Tree with Special Event or Holiday Tie-ins

481. Tree with Elements from the Winter Solstice
482. Halloween and Christmas Hybrid Tree (Spooky to Festive)
483. Valentine's Day and Christmas Combined Tree
484. Tree for Celebrating New Year's Eve
485. Birthday Party-Themed Christmas Tree
486. Tree to Celebrate Christmas and Hanukkah
487. Christmas Tree for World Peace Day
488. Tree Celebrating Global Holidays
489. Summer Christmas Tree for Mid-Year Celebration
490. Christmas Tree Inspired by a Favorite Movie Release

Miscellaneous Fun Christmas Tree Ideas

491. Fidget Spinner Christmas Tree
492. Christmas Tree Made from Cupcake Liners
493. Christmas Tree with 3D Paper Snowflakes
494. Tree of All The School Mascots
495. A Tree Built with Straws and Other Drinking Materials
496. A DIY Tree Made from Recycled Coffee Cups
497. Themed Christmas Tree Using Movie Posters
498. Colour-Coordinated Christmas Tree (One Colour Theme)
499. A Puzzle-Tree Christmas with Each Student Adding a Piece
500. Christmas Tree Featuring Special Effects Using Mirrors

Easy Christmas Tree Craft Ideas for Kids

Here are some easy christmas tree craft ideas for kids:

Paper Plate Christmas Tree

Materials Needed: Paper plate, green paint or construction paper, glue, scissors, decorations (stickers, buttons, glitter).

Step-by-Step Instructions:

- Cut the center of the paper plate out to form a ring.
- Paint the plate green or cover it with green paper.
- Cut small triangles from green paper and glue them onto the plate, layering them like a tree.
- Decorate with buttons, glitter, or small ornaments.

Decoration Ideas: Add a small star on top, use glitter for extra sparkle, or create garlands with colored paper.

Cotton Ball Christmas Tree

Materials Needed: Green construction paper, cotton balls, glue, scissors, decorations (small buttons, stickers, glitter).

Step-by-Step Instructions:

- Draw a large triangle on the green construction paper.
- Cut out the triangle shape and set it aside.
- Glue cotton balls all over the tree, filling in the spaces.
- Add decorations like buttons or glitter.

Decoration Ideas: Use a star sticker for the top and colorful buttons for ornaments.

Handprint Christmas Tree

Materials Needed: Green construction paper, scissors, glue, star sticker or paper, small decorations.

Step-by-Step Instructions:

- Trace your child's handprint several times on green construction paper.
- Cut out the handprints and arrange them in a tree shape, with the largest handprint at the bottom.
- Glue them in place.
- Add a tree trunk at the bottom and a star at the top.

Decoration Ideas: Stick on small buttons or use glitter to make the tree sparkle.

Creative Christmas Tree Project Ideas

Here are some of the creative Christmas tree project ideas:

Recycled Material Christmas Tree

- **Using Cardboard Boxes:** Cut pieces of cardboard into tree shapes and stack them to create a 3D effect. Paint and decorate.
- **Using Plastic Bottles:** Stack empty plastic bottles upside down, and decorate each one with paint, glitter, or stickers.
- **Using Newspaper:** Roll or fold newspaper into cone shapes and glue them together. Decorate with paint, tissue paper, or ribbons.

3D Pop-Up Christmas Tree Card

Materials Needed: Construction paper, scissors, glue, colored markers, or crayons.

Step-by-Step Instructions:

- Fold a piece of construction paper in half to form a card.
- Cut out small triangles of various sizes and glue them inside the card in a layered pattern to create a pop-up tree.
- Add a star on top and decorate with drawings or stickers.

Design Ideas: Use different shades of green for the tree layers or create a snowy effect with white markers.

Educational Christmas Tree Projects

Here are some educational christmas tree projects:

Math-Based Christmas Tree

- **Using Geometric Shapes:** Cut geometric shapes (circles, triangles, squares) and have kids arrange them to form a Christmas tree.
- **Creating Patterns and Sequences:** Create patterns using colored paper or beads to decorate the tree (red, green, red, green).

Science-Based Christmas Tree

- **Growing a Christmas Tree from Seeds:** Plant pine tree seeds in small pots and have children observe the growth process over time.
- **Experimenting with Light and Color:** Use colored paper and light bulbs to demonstrate how different colors of light affect the appearance of the tree.

Tips for Successful Christmas Tree Projects

Here are the tips for successful christmas tree projects:

Planning and Preparation

- Choose a project that fits the child's age and abilities.
- Gather all necessary materials before starting.
- Create a simple step-by-step plan for the project.

Encouraging Creativity

- Provide a variety of materials (glitter, paint, buttons, etc.).
- Allow kids to express their unique style by decorating in their own way.

Safety First

- Use age-appropriate scissors and materials.
- Supervise children during crafting to ensure safety with materials like glue and scissors.

Easy Christmas Crafts for Kids

Here are some of the easy Christmas crafts for kids

- **DIY Christmas Tree Crafts:** Let kids make their own mini Christmas trees using popsicle sticks, cotton balls, or paper rolls.
- **Christmas Tree Project Ideas for School:** Simple ideas like paper roll trees, handprint trees, or painting on canvas can be used for school projects.
- **Creative Christmas Crafts:** Create Christmas tree ornaments, wreaths, or garlands using craft supplies.
- **Christmas Tree Craft Ideas for Preschool:** Focus on simple tasks such as gluing pieces of paper or using stickers to create a [festive tree](#).
- **How to Make a Christmas Tree Craft:** Use basic materials like paper, scissors, and glue to form a simple, yet fun tree craft for kids of all ages.

Wrap Up

In conclusion, Christmas tree projects are not only a fun way to celebrate the holidays but also an excellent opportunity to express creativity and learn about different materials and techniques.

From simple paper trees to more complex 3D models, there's a perfect project for students of all ages. These projects help improve problem-solving skills, enhance teamwork when done in groups, and bring out the artist in everyone.

As you plan your next Christmas tree project, remember to think outside the box and experiment with new ideas. Whether it's using eco-friendly materials or designing a tree inspired by your favorite story or holiday tradition, the possibilities are endless. So, get creative, start building, and have fun bringing your unique Christmas tree to life.


[← Previous Post](#)

Related Posts



179+ Innovative Quantitative Project Ideas For Students

[Leave a Comment / General / By Tom Latham](#)



119+ Innovative SAE Project Ideas With Animals

[Leave a Comment / General / By Tom Latham](#)

Leave a Comment

Your email address will not be published. Required fields are marked *

Type here..

Name*

Email*

Website

Save my name, email, and website in this browser for the next time I comment.

Post Comment »

Latest Post

[444+ Simple Christmas Tree School Project Ideas For Students](#)

[222+ Amazing Science Project Ideas for Kids](#)

[185+ Innovative Genius Hour Project Ideas for Every Interest](#)

[171+ Best Science Fair Project Ideas For 8th Grade Students](#)

[27+ Best Science Project Ideas For Class 10 Working Model](#)

Categories



Commerce (3)

Computer Science (11)

General (71)

Humanities (13)

STEM (17)



[Disclaimer](#)

[Terms and Conditions](#)

[Privacy Policy](#)



Copyright © 2024 Good Project Ideas | All Rights Reserved

