

259+ Creative Art Project Ideas You'll Love to Try



259+ Creative Art Project Ideas You'll Love to Try

[Leave a Comment](#) / [General](#) / [By Tom Latham](#)

Are you looking for the best and easy fun art projects to express and showcase your creativity? Whether you are an absolute beginner to having some experience, art project ideas allows you to do a lot.

Art is a great way to express yourself! From painting to drawing, it's a fun way to relax and feel proud of what you create. You don't need to be an expert—just use your basic skills and enjoy the process!

In this post, we'll share simple and exciting art project ideas for everyone. There are fun crafts for kids and cool projects for adults. You can try these with friends, family, or classmates. Let's dive in and explore some great ideas!

[Table of Contents](#)



1. Importance of Art Projects
2. Art Project Ideas
3. Benefits of Engaging in Art
4. Tips for Successful Art Projects
5. Art Project Ideas for High School
6. Art Project Ideas High School
7. Art Project Ideas at Home
8. Art Project Ideas Drawing
9. Easy Art Project Ideas
10. What are the best art supplies for beginners?
11. How do you draw a sunflower for beginners?
12. How to draw a cat in step by step?
13. Conclusion

Importance of Art Projects

Art projects are important for a few simple reasons:

Self-expression

- Art helps you show how you feel.
- It's a fun way to share your thoughts.

Relaxation

- Art helps you relax and forget about stress.
- It's a nice way to calm your mind.

Creativity

- Art lets you try new ideas.
- It's a chance to get creative and explore.

Confidence

- Finishing art makes you feel proud.

- It boosts your confidence when you see your work.

Skills

- Art helps you focus and be patient.
- It also helps you solve problems in creative ways.

Fun

- Art is simply fun!
- It's exciting to make something new and enjoy the process.

Art Project Ideas

Here are some of the best art project ideas:

Art Project Ideas for Kids

1. Finger painting animals to create colorful designs.
2. DIY paper plate masks like animals or superheroes.
3. Popsicle stick crafts for making houses or frames.
4. Salt painting for fun textured watercolor art.
5. Rock painting with designs like ladybugs or flowers.
6. Handprint art to create trees or animals.
7. Tissue paper collages with vibrant colors.
8. Cardboard box creations like castles or robots.
9. Pipe cleaner animals twisted into fun shapes.
10. Cupcake liner flowers for colorful crafts.

Art Project Ideas for Middle School

1. Watercolor galaxy paintings with layered effects.
2. DIY dreamcatchers using hoops and yarn.
3. Origami animals like birds or frogs.
4. Newspaper collages for unique designs.
5. String art patterns wrapped around nails.
6. Tie-dye t-shirts with creative patterns.

7. Clay models like bowls or ornaments.
8. Paper mache sculptures like masks or animals.
9. Personalized notebooks with paint or stickers.
10. Stencil spray art for bold designs.

Art Project Ideas for Students

1. Sketching simple portraits with pencil.
2. DIY paper bookmarks with creative designs.
3. Mandala drawings using markers or pencils.
4. Shadow art with cut-out shapes.
5. Bubble wrap painting for textured effects.
6. Bottle cap mosaics arranged into patterns.
7. Painted clay pots for home plants.
8. Leaf prints using paint and real leaves.
9. Collage art with old photos and magazines.
10. Painted tote bags with custom designs.

Art Project Ideas for College Students

1. Abstract acrylic painting with bold shapes.
2. Digital art using software tools.
3. Wall decor with textured canvas.
4. Typography posters combining words and art.
5. Scrapbook journaling with photos and doodles.
6. Upcycled crafts using old items creatively.
7. Miniature room models with detailed designs.
8. Resin keychains or coasters with custom shapes.
9. DIY wall stickers for dorm decor.
10. Coffee painting for sepia-toned artworks.

Art Project Ideas for Adults

1. Personalized photo frames with beads or shells.
2. Fabric painting on pillowcases or totes.
3. Handmade calligraphy cards for occasions.
4. Resin art for coasters or trays.
5. Painted candle holders for home decor.

6. Decoupage on jars or trays for custom designs.
7. Painted stones for garden decorations.
8. Embroidery hoop art with simple stitching.
9. Mosaic table decorations with tiles or glass.
10. Acrylic pour painting for abstract art.

Art Project Ideas for Seniors

1. Painting landscapes with watercolors.
2. Knitting simple scarves or blankets.
3. Collage making with old magazines.
4. Card making with stamps and stickers.
5. Bead jewelry like necklaces or bracelets.
6. Flower pressing for handmade cards.
7. Decorating photo albums with personal touches.
8. Embroidery for simple fabric art.
9. Decorating jars for storage or gifting.
10. Creating scrapbooks to preserve memories.

See also [119+ Innovative SAE Project Ideas With Animals](#)

Art Project Ideas for Families

1. Family handprint trees with all members.
2. Collaborative canvas painting for wall decor.
3. DIY photo frames with family pictures.
4. Painted rocks with family-themed designs.
5. Building popsicle stick houses together.
6. Creating holiday ornaments for the tree.
7. Family name sign painting for home decor.
8. Group collage making with shared themes.
9. Finger painting together for fun memories.
10. DIY family scrapbooks for special moments.

Art Project Ideas for Teachers

1. Bulletin board decorations with students.

2. Classroom wall murals as group projects.
3. Personalized nameplates for desks.
4. Student artwork displays on walls.
5. Hand-painted inspirational quotes for class.
6. DIY bookmarks for students.
7. Creating visual aids like charts or posters.
8. Painting plant pots for the classroom.
9. Holiday-themed classroom decorations.
10. Collaborative art projects to promote teamwork.

Art Project Ideas for Teens

1. Tie-dye shirts with creative designs.
2. Sketching trendy cartoon characters.
3. Painting tote bags for school.
4. DIY phone case decorations.
5. Wall posters with graffiti-style art.
6. Scrapbook journaling with favorite memories.
7. Resin jewelry like rings or pendants.
8. Doodling notebooks with unique patterns.
9. Clay keychains with fun shapes.
10. Spray paint art on large boards.

Art Project Ideas for Beginners

1. Simple watercolor sunsets for practice.
2. Sketching basic objects like fruits.
3. Hand lettering for beginners.
4. DIY bookmarks with basic designs.
5. Basic clay models like small pots.
6. Paper crafts like origami flowers.
7. Easy acrylic painting on canvas.
8. Coloring pre-made templates for relaxation.
9. Simple embroidery patterns like flowers.
10. Leaf pressing for quick and fun art.

Seasonal Art Projects

1. Fall leaf painting for seasonal decor.
2. Winter snowflake crafts with paper or felt.
3. Spring flower drawings using pastel colors.
4. Summer-themed watercolor beach scenes.
5. Pumpkin carving or decorating for autumn.
6. Pinecone crafts like holiday ornaments.
7. Rainy day umbrella paintings.
8. Cherry blossom art with tissue paper.
9. Snowman crafts with cotton balls.
10. Sun-themed mandalas for summer.

DIY Home Decor Art

1. Painted wall canvases with abstract patterns.
2. Handmade photo collages for walls.
3. Decorated jars for storage or vases.
4. DIY string art wall hangings.
5. Custom throw pillow covers with fabric paint.
6. Upcycled tin cans as painted planters.
7. Wooden sign painting with inspirational quotes.
8. DIY macrame wall hangings.
9. Mosaic coasters for tabletops.
10. Framed pressed flowers as decor.

Holiday Art Projects

1. Christmas ornament decorating.
2. Halloween pumpkin painting.
3. Easter egg dyeing with creative designs.
4. Valentine's Day heart crafts with paper.
5. Thanksgiving gratitude trees with leaves.
6. Fourth of July flag paintings.
7. New Year's Eve glitter art projects.
8. St. Patrick's Day shamrock crafts.
9. Hanukkah menorah painting.
10. Diwali-themed rangoli art.

Collaborative Art Projects

1. Group murals for shared spaces.
2. Large paper collages with team designs.
3. Collaborative quilt-making with small squares.
4. Community chalk art for sidewalks.
5. Group tie-dye projects for T-shirts.
6. Collaborative zine creation with shared themes.
7. Giant group handprint trees.
8. Puzzle piece art where everyone decorates one piece.
9. Large canvas paintings with shared contributions.
10. Storyboarding a comic strip together.

Nature-Inspired Art Projects

1. Leaf rubbings with crayons.
2. Rock painting with natural designs.
3. Pressed flower bookmarks.
4. Tree bark texture rubbings.
5. Seashell painting with creative patterns.
6. Nature collages with found objects.
7. Pinecone animal crafts.
8. Watercolor landscapes inspired by nature.
9. Driftwood mobiles for hanging art.
10. Butterfly or insect sketches from observation.

Abstract Art Projects

1. Acrylic pour paintings with random patterns.
2. Geometric shape designs with bold colors.
3. Splatter painting for fun abstract looks.
4. Color block paintings on canvas.
5. String pull art with paint.
6. Abstract figure drawings with unusual shapes.
7. Layered watercolor blends for soft patterns.
8. Torn paper collages with abstract forms.
9. Stencil spray paint art with random designs.
10. Experimenting with mixed media textures.

DIY Gift Art Projects

1. Handmade greeting cards for special occasions.
2. Painted mugs with custom messages.
3. Photo frames decorated with beads or shells.
4. Handmade jewelry like bracelets or earrings.
5. Personalized tote bags with painted designs.
6. Decorated candles for gifting.
7. Scrapbooks filled with memories.
8. Hand-drawn portraits as gifts.
9. DIY bookmarks for book lovers.
10. Resin coasters with embedded decorations.

Cultural Art Projects

1. Creating African-inspired tribal masks.
2. Painting Indian mandalas with intricate designs.
3. Origami art inspired by Japanese culture.
4. Aboriginal dot painting projects.
5. Designing traditional Mexican sugar skulls.
6. Chinese brush painting on rice paper.
7. Building Native American dreamcatchers.
8. Creating traditional Greek mosaics.
9. Sketching famous cultural landmarks.
10. Designing traditional clothing on paper dolls.

Experimental Art Projects

1. Painting with melted crayons for bold effects.
2. Bubble painting for textured designs.
3. Coffee and tea staining for sepia art.
4. Balloon dart painting for fun splashes.
5. Reverse glass painting for transparency effects.
6. Inkblot art to spark creativity.
7. Glow-in-the-dark paintings for night displays.
8. Shaving cream marbling for unique patterns.
9. Scratch art with crayon and black paint.
10. Ice cube painting for watercolor-like effects.

See also [147+ Trending Waste Management Project Ideas For Students](#)

Recycled Material Art Projects

1. Bottle cap mosaics with vibrant patterns.
2. Egg carton animal crafts.
3. Tin can lanterns for home lighting.
4. Newspaper basket weaving.
5. Old T-shirt tote bags with no sewing required.
6. Plastic bottle planters with painted designs.
7. CD art for shiny wall decor.
8. Toilet paper roll sculptures like animals.
9. Cardboard box models like houses or vehicles.
10. Magazine collages for bold artwork.

Benefits of Engaging in Art

Here's why art is great for you:

Benefit	Explanation
Boosts creativity	Art helps you come up with new ideas.
Reduces stress	It's a calming way to relax and take a break.
Improves focus	Art helps you stay focused and be patient.
Builds confidence	Finishing art makes you feel proud of what you've done.
Helps problem-solving	Art helps you think of creative solutions.

Benefit

Explanation

Improves mood

Creating art can make you feel happier and more positive.

Tips for Successful Art Projects

Here are some tips for successful art projects:

Plan ahead

- Think about what you want to create.
- Gather your materials first.

Start simple

- Begin with easy ideas.
- Don't worry about making it perfect.

Take your time

- Enjoy the process.
- Don't rush and take breaks if needed.

Be open to mistakes

- Mistakes are okay.
- Learn from them and keep going.

Stay organized

- Keep your space tidy.
- Have your materials ready.

Have fun

- Enjoy the creative process.
- Let your imagination lead the way.

Art Project Ideas for High School

Here are simple and fun art projects for high school students:

Portrait Drawing

- Draw a portrait of a friend or a celebrity.
- Focus on the details like eyes, nose, and mouth.

Graffiti Art

- Create a graffiti design with bold letters and bright colors.
- Experiment with different street art styles.

Mixed Media Collage

- Use paper, fabric, and paint to make a collage.
- Tell a story or show a theme with your materials.

Still Life Painting

- Paint objects like fruit, flowers, or books.
- Use acrylic or oil paints for realistic details.

Watercolor Landscapes

- Paint a landscape, like a beach or forest, with watercolors.
- Try different techniques for texture and color.

Abstract Expressionism

- Create an abstract painting with shapes and colors.
- Focus on expressing your emotions.

Photography Project

- Take photos of nature, people, or city scenes.
- Experiment with lighting and different angles.

Digital Art

- Use a tablet or computer to create digital art.
- Try different styles like cartoon or digital painting.

Nature Sculpture

- Make sculptures with clay, wood, or natural materials.
- Create something inspired by nature.

Fashion Design

- Design a clothing item or accessory.
- Use fabric and beads to make it unique.

These projects are easy to try and help you improve your art skills!

Art Project Ideas High School

Here are some easy and fun art projects for high school students:

Self-Portrait Drawing

- Draw yourself in any style you like.
- Use pencils, charcoal, or colors to make it unique.

Graffiti Art

- Design cool letters or words with bright colors.
- Add a message or theme you care about.

Charcoal Sketches

- Practice shading and shadows with charcoal.
- Draw simple objects or portraits.

Digital Art

- Create designs using apps like Canva or Procreate.
- Try making posters or digital pictures.

Mixed Media Collages

- Use paper, fabric, and paint to make creative collages.
- Pick a theme, like dreams or nature.

Perspective Drawing

- Draw a building or room with a 3D effect.
- Use different angles to show depth.

Poster Design

- Make a poster for school events or causes.
- Use bold colors and clear text.

Photography Project

- Take pictures based on a theme, like “emotions” or “nature.”
- Edit your photos to make them more interesting.

Clay Sculpting

- Shape clay into small figures or objects.
- Use simple tools to add details.

Pop Art

- Create artwork using bright, bold colors.
- Try drawing objects in the style of famous pop artists.

These projects help you explore your creativity and improve your art skills. Let me know if you want more ideas!

Art Project Ideas at Home

Here are easy art projects you can do at home:

Paper Collages

- Cut shapes or pictures from magazines and glue them together.
- Create a fun design or story.

Painting Rocks

- Paint smooth stones with bright designs.
- Make animals, words, or colorful patterns.

See also [220+ Best SAE Project Ideas With Plants: Roots of Resilience](#)

DIY Greeting Cards

- Make greeting cards for special occasions.
- Use markers, stamps, and stickers to decorate.

Watercolor Paintings

- Paint simple things like flowers or landscapes.
- Try different watercolor techniques for fun effects.

Handprint Art

- Use your handprints to create animals or trees.
- Paint your hands and press them on paper.

Paper Mâché Creations

- Make shapes or bowls with paper mâché.

- Cover balloons with paper and create fun sculptures.

Upcycled Art

- Use old items like bottles or boxes for art.
- Turn them into sculptures or new objects like flower pots.

Fabric Art

- Sew simple things like flowers or patchwork designs.
- Paint or decorate plain clothes with fabric markers.

Pencil Drawings

- Draw simple things around your home, like fruit or plants.
- Focus on shading and details.

DIY Picture Frames

- Make picture frames from cardboard or sticks.
- Paint and decorate to match your style.

These projects are fun and easy to do at home! Let me know if you want more ideas.

Art Project Ideas Drawing

Here are easy drawing projects to try:

Still Life Drawing

- Draw simple objects like fruit, cups, or plants.
- Add details and shading to make them look real.

Animal Drawings

- Pick an animal and try drawing it.
- Focus on details like fur or patterns.

Cartoon Characters

- Draw your favorite cartoon or create a new character.
- Experiment with different poses and faces.

Nature Scenes

- Draw things from nature, like a tree or a mountain.
- Use lines to show depth and texture.

Portraits

- Draw a face of someone you know or a celebrity.
- Focus on the shape of the face and eyes.

Abstract Art

- Draw shapes or patterns that don't look like anything real.
- Use lines or circles to make fun designs.

Mandalas

- Draw a round design with repeating patterns.
- Fill it with small shapes or lines.

Animal Silhouettes

- Draw the outline of an animal.
- Fill the inside with patterns or designs.

Fantasy Creatures

- Draw creatures like **dragons** or fairies.
- Make them colorful or magical.

Buildings and Architecture

- Draw a house, building, or city.
- Use lines to make it look 3D.

These drawing ideas are fun and simple to do. Enjoy creating!

Easy Art Project Ideas

Here are some simple and fun art projects to try:

Paper Flowers

- Cut paper into flower shapes.
- Glue them together to make colorful flowers.

Rock Painting

- Paint small rocks with fun designs.
- Let them dry and use them as decorations.

Doodle Art

- Draw simple doodles like hearts or stars.
- Fill the page with creative designs.

Nature Prints

- Press leaves or flowers onto paper.
- Dab paint on them and press them to make prints.

Bubble Wrap Printing

- Paint on bubble wrap, then press paper on top.
- Peel it off to see the cool print.

Collage Art

- Cut pictures from magazines.
- Glue them on paper to make a collage.

Watercolor Painting

- Paint simple scenes like flowers or sunsets.
- Use watercolors for bright colors.

Yarn Art

- Glue colorful yarn on paper to make shapes.
- Create pictures or patterns with yarn.

Paper Plate Masks

- Use a paper plate to make a mask.
- Cut out eyes, decorate, and wear it.

Salt Painting

- Paint with watercolors and sprinkle salt on it.
- Watch the salt create cool effects.

These projects are easy, fun, and perfect for getting creative!

What are the best art supplies for beginners?

Here are the best art supplies for beginners:

Art Supply	Purpose
Pencils	Get a set of basic graphite pencils for drawing.
Sketchbook	A simple sketchbook with blank pages to practice on.
Colored Pencils	A basic set for adding color to your drawings.

Art Supply

Purpose

Watercolor Paints	Easy to use and great for beginners.
Brushes	A few basic brushes for painting.
Markers	A set of colored markers for bold lines.
Eraser	A soft eraser for fixing mistakes.
Paper	Choose smooth or textured paper for your projects.

These are simple and perfect for starting your art journey!

How do you draw a sunflower for beginners?

Here's how to draw a sunflower for beginners:

Step	Instructions
Draw the center	Start with a small circle in the middle.
Add petals	Draw long, curved shapes around the circle for petals.
Shape the petals	Make sure the petals are even and pointy at the ends.
Draw the stem	Draw two straight lines down from the center for the stem.
Add leaves	Draw large, oval-shaped leaves on both sides of the stem.
Details	Add lines in the petals and center to make them look more real.

Step

Instructions

Color

Color the petals yellow, the center brown, and the stem and leaves green.

Now you have a simple sunflower!

How to draw a cat in step by step?

Here's how to draw a simple cat step by step:

Draw the head

- Start with a round shape for the cat's head.

Add the ears

- Draw two triangle shapes on top of the head for the ears.

Draw the eyes

- Inside the head, draw two circles for the eyes and add smaller circles inside them for the pupils.

Add the nose and mouth

- Draw an upside-down triangle for the nose.
- Below the nose, draw a "W" shape for the mouth.

Draw the body

- From the bottom of the head, draw a small oval or round shape for the body.

Add the legs

- Draw two lines down from the body for the front legs, and add small ovals for the paws.
- Draw two more lines at the back for the hind legs.

Draw the tail

- Draw a long, curved line for the tail.

Add details

- Add whiskers by drawing three lines on each side of the nose.
- Add some fur details if you like.

Color

- Color your cat with your favorite colors!
- Now you have a simple cat drawing!

Conclusion

In conclusion, art projects are a fun way to be creative, relax, and learn new things. Whether you're a beginner or experienced, there are always easy ideas to try. You can draw, paint, or try crafting—whatever feels fun!

Art helps you express yourself and enjoy the process. It's not about being perfect, just about having fun. So, grab your supplies and start creating something special!


[← Previous Post](#)

Related Posts



179+ Innovative Quantitative Project Ideas For Students

[Leave a Comment / General / By Tom Latham](#)



119+ Innovative SAE Project Ideas With Animals

[Leave a Comment / General / By Tom Latham](#)

Leave a Comment

Your email address will not be published. Required fields are marked *

Type here..

Name*

Email*

Website

Save my name, email, and website in this browser for the next time I comment.

Post Comment »

Latest Post

[259+ Creative Art Project Ideas You'll Love to Try](#)

[101+ Simple & Easy Robotics Project Ideas For Beginners](#)

[101+ Best And Simple PHP Project Ideas For Students](#)

[301+ Innovative Mini Project Ideas For IT Students In 2025](#)

[101+ Unique & Easy Kindness Project Ideas For Students](#)

Categories



Commerce (3)

Computer Science (12)

General (78)

Humanities (13)

STEM (17)



[Disclaimer](#)

[Terms and Conditions](#)

[Privacy Policy](#)



Copyright © 2024 Good Project Ideas | All Rights Reserved

