

151+ Simple Pyramid Project Ideas For Students



151+ reMarkable Pyramid Project Ideas For Students

[Leave a Comment](#) / [General](#) / [By Tom Latham](#)

Explore simple and fun pyramid project ideas to learn about ancient structures. Perfect for students and history lovers!

Have you ever wondered how pyramids were built? Pyramids are one of the most fascinating structures in the world. From the Great Pyramids of Egypt to the Mayan pyramids, they have always sparked curiosity.

These structures were built with precision and purpose, but how can you bring them to life in your own project? Whether you're in school or just exploring, a pyramid project can be both fun and educational. You can create a 3D pyramid model, learn about its history, or even experiment with different building materials.

According to a study, about 5,000 years ago, ancient Egyptians started constructing the pyramids, and they still stand today as a testament to their engineering skills. Creating a pyramid project not only allows you to explore history but also enhances creativity.

There are various ways to design and build pyramids, from simple cardboard models to more advanced Lego or clay structures. This blog will guide you through 160+ pyramid project ideas, helping you find the perfect one for your needs.

Table of Contents



1. What is a pyramid project?
2. What can I make a pyramid out of?
3. How do you build a pyramid?
4. What is pyramid design?
5. What is a 3D pyramid?
6. What is a creative pyramid?
7. Pyramid Project Ideas
8. Simple Pyramid Project Ideas
9. Pyramid Projects for 6th Graders
10. Egypt Pyramid Project Ideas
11. How to Make a 3D Pyramid for a School Project
12. Human Pyramid Ideas
13. Food Pyramid Project
14. Pyramid Ideas for Cheer
15. What is the Pyramid Concept?
16. What is the Pyramid Style?
17. What Purpose Did Pyramids Design?
18. What is the Meaning of the Pyramid Head Design?
19. Why is it Called Pyramid?
20. What is the Meaning of Pyramid Head?
21. What is Pyramid in Drawing?
22. Wrap Up

What is a pyramid project?

A pyramid project is a creative or educational task where you design, build, or study a model of a pyramid. It could involve making a physical pyramid, researching the

history and architecture behind pyramids, or exploring the pyramid's role in various cultures. It can be a school assignment or a fun hands-on activity to learn about ancient civilizations and their engineering techniques.

What can I make a pyramid out of?

You can make a pyramid out of various materials, depending on the type of project. Common materials include:

- Cardboard or paper for simple models.
- Clay or mud for more realistic, textured pyramids.
- Wood or sticks for structural models.
- LEGO blocks for a modern twist.
- Plastic bottles, CDs, or other recyclable items for eco-friendly pyramids.

How do you build a pyramid?

To build a pyramid, you typically start by constructing the base and then add successive layers of materials or blocks, gradually getting smaller as you go up. For a simple paper pyramid, cut squares or triangles and arrange them into a pyramid shape. For a 3D pyramid, you can glue blocks or fold paper into a triangular shape to create the structure.

What is pyramid design?

Pyramid design refers to the process of planning and constructing a pyramid. It can involve creating blueprints for the shape, size, and materials of the pyramid, or using design software to plan its structure. In architectural terms, pyramid design could also refer to the design principles used in historical and modern pyramid structures.

What is a 3D pyramid?

A 3D pyramid is a three-dimensional geometric model with a square base and four triangular sides that meet at a point, creating a pyramid shape. In a project context,

a 3D pyramid can be made from materials like paper, cardboard, or modeling clay to give it depth and dimension, as opposed to a 2D pyramid drawing.

What is a creative pyramid?

A creative pyramid refers to a pyramid project or model that is made with imaginative or artistic materials. It could be a pyramid built from recycled materials, a pyramid design inspired by abstract art, or a pyramid that includes elements of other creative fields like light, sound, or interactive features. Creative pyramids are meant to push the boundaries of traditional pyramid models and explore different ways to express the pyramid concept.

Pyramid Project Ideas

Creating a pyramid project can be a fun and educational experience for students of all ages. These ideas are simple and creative, whether for history, math, or science class.

Pyramid Project Ideas

1. **Clay Pyramid:** Use clay to create a small pyramid.
2. **Paper Mâché Pyramid:** Shape it with paper mâché and paint.
3. **Cardboard Pyramid:** Cut and assemble cardboard into a pyramid.
4. **Sugar Cube Pyramid:** Stack sugar cubes to build the shape.
5. **Lego Pyramid:** Use colourful Lego bricks to construct a model.
6. **Sand Pyramid:** Form a small pyramid using sand and glue.
7. **Origami Pyramid:** Fold colourful paper into a 3D pyramid.
8. **Plastic Straw Pyramid:** Create a frame using straws.
9. **Marshmallow Pyramid:** Connect marshmallows with toothpicks.
10. **Bead Pyramid:** Use wire and beads to create a unique design.

See also [185+ Innovative Genius Hour Project Ideas for Every Interest](#)

Pyramid Project for History

1. **Ancient Egypt Pyramid:** Create a replica of the Giza pyramids.
2. **Hieroglyphics Pyramid:** Add **Egyptian symbols**.

3. **Sphinx and Pyramid Diorama:** Design a desert scene.
4. **Stone-Look Pyramid:** Use textured paint for a realistic look.
5. **Time Capsule Pyramid:** Hide items inside a cardboard model.
6. **Mummy Tomb Pyramid:** Add a hidden compartment for a mummy figure.
7. **Treasure Pyramid:** Decorate with fake gold and jewels.
8. **Sandpaper Pyramid:** Use sandpaper for texture.
9. **Timeline Pyramid:** Write key Egyptian facts on each side.
10. **Papyrus Pyramid:** Decorate with papyrus-style designs.

Pyramid Math Projects

1. **Volume Pyramid:** Demonstrate volume calculations.
2. **Surface Area Pyramid:** Measure and label each side.
3. **Symmetry Pyramid:** Highlight its symmetrical design.
4. **Geometry Pyramid:** Show angles and measurements.
5. **Golden Ratio Pyramid:** Explore the proportions in pyramid designs.
6. **Fraction Pyramid:** Divide sides to show fractions.
7. **Puzzle Pyramid:** Create a 3D pyramid puzzle.
8. **Multiplication Pyramid:** Write equations on pyramid faces.
9. **Measurement Pyramid:** Compare dimensions of different pyramids.
10. **Triangle Pyramid:** Build a model using only equilateral triangles.

Pyramid Science Project Ideas

1. **Solar Power Pyramid:** Test solar energy with panels on the sides.
2. **Water Flow Pyramid:** Observe water runoff from pyramid slopes.
3. **Wind Tunnel Pyramid:** Test airflow around the structure.
4. **Thermal Pyramid:** Compare heat absorption on coloured sides.
5. **Plant Growth Pyramid:** Create a pyramid greenhouse.
6. **Magnetic Pyramid:** Use magnets for stability.
7. **Salt Crystal Pyramid:** Grow crystals on a wire frame.
8. **Erosion Pyramid:** Study weathering on a sand model.
9. **Density Pyramid:** Stack materials based on density levels.
10. **Light Reflection Pyramid:** Use mirrors to reflect light.

Fun and Creative Pyramid Ideas

1. **Candy Pyramid:** Use sweets like gumdrops or chocolate bars.

2. **Glow-in-the-Dark Pyramid:** Paint with glow paint for a cool effect.
3. **Spaghetti Pyramid:** Connect dry spaghetti with marshmallows.
4. **Tissue Box Pyramid:** Stack empty tissue boxes into a pyramid.
5. **Domino Pyramid:** Build layers using dominos.
6. **Bottle Cap Pyramid:** Use recycled caps for an eco-friendly model.
7. **Ice Cream Pyramid:** Stack scoops of ice cream for a fun twist.
8. **Glass Jar Pyramid:** Stack glass jars of various sizes.
9. **3D Puzzle Pyramid:** Design a pyramid with puzzle-like pieces.
10. **Painted Rock Pyramid:** Stack and decorate small stones.

Pyramid Poster Project Ideas

1. **Pyramid Fact Poster:** Share key facts about pyramids.
2. **Types of Pyramids:** Compare step, smooth, and ziggurats.
3. **Ancient vs Modern Pyramids:** Show historical and modern designs.
4. **Pyramid Geography:** Highlight pyramid locations on a world map.
5. **Construction Process:** Show how pyramids were built step-by-step.

Unique Pyramid Ideas

1. **DIY Pyramid Night Light:** Add a light source inside a pyramid.
2. **Recycled Pyramid:** Use old plastic bottles or newspaper.
3. **Edible Pyramid:** Make it with graham crackers and icing.
4. **Puzzle Box Pyramid:** Build a pyramid with compartments.
5. **Skittles Pyramid:** Use colourful candies for a vibrant look.

Creative Pyramid Craft Ideas

1. **Pyramid Lantern:** Make a paper pyramid and add LED lights.
2. **Felt Pyramid:** Use felt fabric for a soft 3D model.
3. **String Art Pyramid:** Use nails and colourful string to outline a pyramid.
4. **Foam Pyramid:** Use foam blocks to construct a sturdy model.
5. **Recycled Newspaper Pyramid:** Roll and glue newspaper to form pyramid shapes.
6. **Pyramid Collage:** Paste images or facts on each side of a cardboard pyramid.
7. **Styrofoam Pyramid:** Cut and carve Styrofoam to build a simple pyramid.
8. **Colourful Tissue Pyramid:** Layer tissue paper for a vibrant look.
9. **Egg Carton Pyramid:** Paint and stack egg carton cups creatively.
10. **Fabric Patchwork Pyramid:** Stitch together patches of fabric into a soft pyramid.

Pyramid Project for Younger Students

1. **Alphabet Pyramid:** Write letters on pyramid blocks for learning.
2. **Shape Pyramid:** Teach basic geometry by using colourful shapes.
3. **Animal Habitat Pyramid:** Create habitats for desert animals inside a model.
4. **Name Pyramid:** Write each letter of your name on pyramid steps.
5. **Number Pyramid:** Build layers using numbers in sequence.
6. **Paper Cut-Out Pyramid:** Let students cut and fold paper pyramids.
7. **Finger Paint Pyramid:** Decorate a cardboard pyramid with finger painting.
8. **Sticker Pyramid:** Use fun stickers to add design.
9. **Button Pyramid:** Glue colourful buttons on a cardboard frame.
10. **Cotton Ball Pyramid:** Create a fluffy pyramid using cotton balls.

Food-Themed Pyramid Ideas

1. **Rice Pyramid:** Use rice grains for texture.
2. **Popcorn Pyramid:** Glue popcorn onto cardboard for a unique design.
3. **Cheese Pyramid:** Stack cheese cubes for a fun snack project.
4. **Cookie Pyramid:** Bake and stack cookies into pyramid layers.
5. **Fruit Pyramid:** Arrange apples, oranges, and bananas into a pyramid.
6. **Bread Pyramid:** Build a model using sandwich bread slices.
7. **Pasta Pyramid:** Glue different pasta shapes together.
8. **Gingerbread Pyramid:** Use gingerbread and icing for a festive twist.
9. **Cupcake Pyramid:** Stack cupcakes and decorate.
10. **Chocolate Pyramid:** Use chocolate bars or blocks for an edible masterpiece.

See also [List of 189+ Best PBL Project Ideas For Students](#)

Pyramid Art and Design Ideas

1. **Painted Glass Pyramid:** Use stained glass paint for a creative finish.
2. **Nature Pyramid:** Decorate with leaves, twigs, and flowers.
3. **Mosaic Pyramid:** Glue broken tiles or colourful paper to create patterns.
4. **Spray Paint Pyramid:** Use spray paints for vibrant effects.
5. **Glitter Pyramid:** Decorate with glitter and rhinestones for sparkle.
6. **Patterned Pyramid:** Draw tribal or geometric designs on each face.
7. **Shadow Pyramid:** Create a light and shadow effect with cardboard cutouts.

8. **Photo Pyramid:** Paste personal or historical photos.
9. **Quilled Paper Pyramid:** Use rolled paper for intricate details.
10. **Mirror Pyramid:** Cover the model with mirror paper or shiny foil.

Interactive Pyramid Ideas

1. **Puzzle Pyramid:** Break it into pieces for assembly fun.
2. **Secret Storage Pyramid:** Design compartments for hidden treasures.
3. **Moveable Pyramid:** Use hinges to open and close sides.
4. **Flippable Pyramid:** Rotate it to reveal fun facts or designs.
5. **DIY Pyramid Game:** Create an educational trivia game with pyramid facts.

Pyramid Diorama Ideas

1. **Desert Scene Pyramid:** Add sand, cacti, and camels to the display.
2. **Tomb Interior Pyramid:** Show hidden rooms and treasures inside.
3. **Mummy Diorama:** Create a scene with a mummy figure and tomb art.
4. **Pyramid City:** Design a miniature city with pyramid buildings.
5. **Future Pyramid:** Reimagine pyramids in a futuristic style.

Historical Pyramid Ideas

1. **Ancient Egyptian Pyramid:** Use clay or cardboard to recreate famous pyramids.
2. **Step Pyramid:** Build a model of the earliest pyramid design.
3. **Mesoamerican Pyramid:** Create a replica of Aztec or Mayan pyramids.
4. **Giza Pyramid:** Focus on the Great Pyramid using paper or blocks.
5. **Pyramid Timeline:** Show the evolution of pyramids across history.
6. **Famous Pyramids Display:** Create a project showcasing pyramids worldwide.
7. **Pyramid Tomb Replica:** Include sarcophagi and treasures.
8. **Mud Brick Pyramid:** Use clay or mud to represent ancient construction techniques.
9. **Lego Pyramid:** Build famous historical pyramids with Lego blocks.
10. **Hieroglyphic Pyramid:** Decorate the model with Egyptian hieroglyphs.

Science-Themed Pyramid Ideas

1. **Energy Pyramid:** Show how energy flows through the food chain.
2. **Eco Pyramid:** Highlight sustainable materials for construction.

3. **Light Reflection Pyramid:** Use mirrors or reflective sheets.
4. **Magnet Pyramid:** Demonstrate magnetism with small magnetic blocks.
5. **Solar Power Pyramid:** Install small solar panels for energy output.
6. **Water Cycle Pyramid:** Illustrate the water cycle on each face of the pyramid.
7. **Chemical Reaction Pyramid:** Use baking soda and vinegar for a volcano-like effect.
8. **Pyramid Weather Model:** Demonstrate weathering and erosion on pyramid structures.
9. **3D Rock Cycle Pyramid:** Combine rock types into a creative display.
10. **Lava Pyramid:** Use coloured clay to show volcanic activity layers.

Math and Geometry Pyramid Ideas

1. **Geometric Pyramid:** Teach angles, sides, and faces.
2. **Measurement Pyramid:** Calculate dimensions and volume.
3. **Symmetry Pyramid:** Show lines of symmetry on pyramid shapes.
4. **Scaling Pyramid:** Build small, medium, and large versions for comparison.
5. **Number Sequence Pyramid:** Stack blocks numerically.
6. **Fraction Pyramid:** Label sections with fractions for a math-based design.
7. **Shape Identification Pyramid:** Add squares, triangles, and rectangles.
8. **Pyramid Graph:** Display statistics visually in pyramid form.
9. **Equation Pyramid:** Write and solve simple math problems on each level.
10. **Multiplication Pyramid:** Use pyramid blocks to practice multiplication tables.

Creative Recycling Pyramid Ideas

1. **Plastic Bottle Pyramid:** Stack painted bottles to form layers.
2. **CD Pyramid:** Use old CDs for a shiny, reflective model.
3. **Cardboard Box Pyramid:** Stack recycled boxes creatively.
4. **Bottle Cap Pyramid:** Glue colourful bottle caps together.
5. **Newspaper Pyramid:** Roll and fold newspaper tubes into a sturdy model.
6. **Cereal Box Pyramid:** Cut and glue cereal boxes to form a pyramid.
7. **Tin Can Pyramid:** Stack painted cans for an industrial look.
8. **Old Magazine Pyramid:** Use paper strips from magazines for unique patterns.
9. **Eco-Friendly Pyramid:** Showcase recyclable materials.
10. **Paper Bag Pyramid:** Create lightweight, foldable pyramids with paper bags.

Geography and Cultural Pyramid Ideas

1. **World Pyramid Map:** Show famous pyramids from different continents.
2. **Desert Pyramid Display:** Include sand, pyramids, and desert plants.
3. **Country-Themed Pyramid:** Highlight pyramids in Mexico, Egypt, and China.
4. **Cultural Pyramid:** Add symbols, traditions, and artifacts.
5. **Travel Pyramid:** Showcase famous pyramid sites for tourists.
6. **Landmark Pyramid:** Combine other landmarks with pyramid shapes.
7. **Festival Pyramid:** Decorate it to represent cultural festivals.
8. **Rainforest Pyramid:** Design an ecosystem pyramid with rainforest plants.
9. **Village Pyramid:** Use miniature houses to build pyramid layers.
10. **Cityscape Pyramid:** Create an urban design with skyscraper pyramids.

Modern Engineering Pyramid Ideas

1. **Glass Pyramid:** Build a modern pyramid like the Louvre using clear materials.
2. **Steel Frame Pyramid:** Show pyramid construction using toothpicks or wires.
3. **Skyscraper Pyramid:** Imagine a pyramid as a futuristic building.
4. **Pyramid Bridge:** Incorporate pyramid shapes into bridge designs.
5. **Modular Pyramid:** Combine small units into a larger model.
6. **Digital Pyramid:** Create 3D designs using software like SketchUp.
7. **Mechanical Pyramid:** Add moving parts to the structure.
8. **Architectural Pyramid:** Focus on modern architecture inspired by pyramids.
9. **Pyramid Greenhouse:** Design a plant-friendly glass structure.
10. **Energy-Efficient Pyramid:** Show eco-friendly construction methods.

See also [179+ reMarkable Civics Project Ideas for College Students](#)

Simple Pyramid Project Ideas

- Build a cardboard pyramid with painted details.
- Create a clay model pyramid for hands-on learning.
- Use sugar cubes or marshmallows to form a pyramid structure.
- Make a paper pyramid by folding square templates.
- Design a small pyramid with wooden sticks or popsicle sticks.

Pyramid Projects for 6th Graders

- Build a 3D pyramid using recycled materials.
- Create an Egyptian pyramid diorama with a desert scene.
- Use LEGO blocks to construct a pyramid with layers.
- Research and design a model of the Mayan pyramids.
- Make a food pyramid chart to promote healthy eating habits.

Egypt Pyramid Project Ideas

- Recreate the Great Pyramid of Giza with clay or cardboard.
- Build a sand-filled model of Egyptian pyramids.
- Add miniature Sphinx and Pharaoh statues to your pyramid display.
- Research hieroglyphics and include them on pyramid walls.
- Make a timeline of the pyramid construction process.

How to Make a 3D Pyramid for a School Project

1. **Choose your material:** Paper, cardboard, clay, or LEGO.
2. **Draw the base:** Use a ruler to create a square base.
3. **Make triangular sides:** Cut out four triangles.
4. **Assemble the pieces:** Glue or tape the triangles to the square base.
5. **Add details:** Paint, decorate, or add textures for a realistic look.

Human Pyramid Ideas

- Practice safe teamwork to form a simple three-level human pyramid.
- Add cheerleading poses like extended arms or fun signs.
- Include matching uniforms or coordinated colours for a neat look.
- Create a human pyramid for sports events, school functions, or performances.
- Focus on balance and communication to ensure safety and success.

Food Pyramid Project

- Create a colourful food pyramid chart with sections for each food group.
- Make a 3D food pyramid using craft materials or images of foods.
- Use real food models to represent healthy eating habits.
- Explain the importance of each section, from fruits to proteins.
- Add labels and nutrition facts for visual learning.

Pyramid Ideas for Cheer

- Start with basic cheerleading pyramid structures for beginners.
- Form creative cheer poses like star shapes or extensions at the top.
- Add motions, chants, or stunts to make the pyramid exciting.
- Use coordinated formations to create visually appealing designs.
- Focus on safety techniques, balance, and proper form for success.

What is the Pyramid Concept?

The pyramid concept refers to the idea of using a triangular or hierarchical structure where the base is broader, and it narrows as it rises to a point. This concept is seen in architecture, education, and even management. For example, a food pyramid represents a hierarchy of food groups, with the most important forming the base.

What is the Pyramid Style?

The pyramid style typically refers to a design or layout shaped like a pyramid. In architecture, it involves a wide base that gradually narrows to a point. In other areas, like writing or learning, the pyramid style might mean starting with broad concepts and narrowing down to specific details.

What Purpose Did Pyramids Design?

Pyramids were primarily designed as tombs for ancient Egyptian pharaohs and high-ranking officials. They served as monumental structures to protect the deceased and their treasures for the afterlife. Beyond Egypt, pyramids in other cultures, like the Mayans, were used for religious ceremonies and as temples.

What is the Meaning of the Pyramid Head Design?

The pyramid head design symbolises strength, stability, and balance. The triangular shape ensures equal weight distribution, making it structurally sound. It is widely used in art, architecture, and even logos to convey stability and power.

Why is it Called Pyramid?

The word “pyramid” comes from the Greek word *pyramis*, meaning “wheat cake,” which was shaped like a pyramid. Over time, the term became associated with the massive triangular structures in ancient Egypt. The unique geometric shape also resembles a three-dimensional triangle, hence the name.

What is the Meaning of Pyramid Head?

In a symbolic sense, “Pyramid Head” represents a figure or concept embodying weight, authority, and purpose. In modern pop culture, it is often associated with video games or art where the pyramid shape is used to create mystery, strength, or dominance.

What is Pyramid in Drawing?

In drawing, a pyramid is a 3D geometric figure with a square or triangular base and triangular sides that meet at a single point at the top. Artists use the pyramid shape to practice perspective, symmetry, and shading to create depth and realism in their artwork.

Wrap Up


In conclusion, pyramid projects are a great way to learn about history, science, and creativity. With over 160 ideas to choose from, you can find the perfect project that suits your interests and skills.

Whether you are a student working on a school assignment or just exploring a fun hobby, pyramid projects offer endless possibilities. They allow you to experiment with materials, shapes, and even explore different cultures.

By working on a pyramid project, you not only learn about ancient civilizations but also develop problem-solving skills and hands-on creativity. So, don't wait! Choose an idea, start building, and have fun with your pyramid project.


[← Previous Post](#)

Related Posts



179+ Innovative Quantitative Project Ideas For Students

[Leave a Comment](#) / [General](#) / [By Tom Latham](#)



119+ Innovative SAE Project Ideas With Animals

[Leave a Comment](#) / [General](#) / [By Tom Latham](#)

Leave a Comment

Your email address will not be published. Required fields are marked *

Type here..

Name*

Email*

Website

Save my name, email, and website in this browser for the next time I comment.

Post Comment »

Latest Post

[151+ reMarkable Pyramid Project Ideas For Students](#)

[259+ Creative Art Project Ideas You'll Love to Try](#)

[101+ Simple & Easy Robotics Project Ideas For Beginners](#)

[101+ Best And Simple PHP Project Ideas For Students](#)

[301+ Innovative Mini Project Ideas For IT Students In 2025](#)


Categories

[Commerce \(3\)](#)

[Computer Science \(12\)](#)

[General \(79\)](#)

[Humanities \(13\)](#)



[Disclaimer](#)

[Terms and Conditions](#)

[Privacy Policy](#)



Copyright © 2024 Good Project Ideas | All Rights Reserved

